

WERRIBEE WAGGER



MARCH 2010

Werribee Obedience Dog Club Inc. - Established 1976

ACN: A0009348R ABN: 51 279 508 568

Website: www.werribeeobediencedogs.org

Email: info@werribeeobediencedogs.org

Postal Address: P.O. Box 2, Werribee, 3030

Clubroom Phone No: 9742-2277 (Saturday PM only)

Induction/Information officer: Renee - 9749-5279 or Rachelle - 0417 052 566
(Between 7pm-9pm Mon-Fri ONLY!!)

If you would like to contribute any articles for publication, trial results etc. please give them to the
Editor - or email to: rachellebuckley@hotmail.com

CLUBROOM TELEPHONE - 9742 2277

COMMITTEE

OFFICE BEARERS

PRESIDENT	FRANK VALASTRO
VICE PRESIDENT	BRIAN BUSHELL
SECRETARY	RENEE ASHMAN
ASSISTANT SECRETARY	RACHELLE BUCKLEY
TREASURER	MAUDE ASHMAN
ASSISTANT TREASURER	PETER HALLGARTEN

GENERAL COMMITTEE MEMBERS

JEANETTE BUCKLEY	ALFRED CASSAR	PETER ELEY	KATHLEEN HALLGARTEN
COLIN McINNES	PETER MILLER	TILLY WILLIAMS	

INSTRUCTORS

CHIEF INSTRUCTOR

PETER MILLER (Mobile: 0407 170 258)

OBEDIENCE INSTRUCTORS

MAUDE ASHMAN (VCA Licensed Instructor)	ROBERT RHODES
COLIN McINNES	IBBY SONGUR
DONNA BUCKLEY	LYNN KLECKA
JOHN HEATH	KEN BUCKLEY
DANIELLE GLAUBITZ	MARIE FELSOVARY
HEATHER TAYLOR	JULIE ANTOLIC

AGILITY INSTRUCTORS

COLIN McINNES / ELIZABETH COUTTS / ROBYN JACKSON / RAY ASHMAN

TRAINEE OBEDIENCE INSTRUCTORS


SABRINA KEMPLER

STATEMENT OF PURPOSE

1. To promote responsible dog ownership throughout the City of Werribee;
2. Train dogs of any breed to be obedient and companionable;
3. Conduct training classes, member's competitions, obedience trials and other fixtures as from time to time may be declared by the Committee of Management;
4. Acquire, provide and maintain lands and buildings;
5. Provide furnishings, requisites and equipment for recreational, educational or other community purposes;
6. To invest the funds of the Club not immediately required in such manner as the Members or the Committee in lieu thereof shall determine, and;
7. To purchase, hire, lease, etc. and do such things as are conducive or incidental to promoting and achieving the purposes of the club.

Note: "Werribee Wagge" is published on a monthly basis for members to be kept up to date with any important or general information raised by our Committee and Instructors. Articles appearing in this Newsletter are considered to be of interest to our readers, but do not necessarily express the opinions of the Committee or Editor, who accepts no responsibilities for the accuracy of claims made by advertisers in this newsletter.

FEBRUARY 2010



MID-WEEK TRAINING

Any mid-week training will be conducted only if instructors are available. If the flood-lights are required to be turned on there is a Night Training fee. Cost is \$2 per dog per discipline and Name Tags must be worn. Mid-week training will not be conducted if the weather and ground conditions make it unsafe. Mid-week Obedience training is for Classes 2 and above.

The Mid-week Wednesday Night Training dates are:

MARCH
Obedience:
10TH & 24TH
Agility:
3RD, 17TH & 31ST

TUESDAY NIGHT RING TRAINING

Tuesday night training is back for 2010. Starting on Tuesday 9th February at 6.30pm with set up. Tuesday night training for is all club members that are trialling in obedience at the moment or who are looking to get into trialling in the near future. There will be a cost of \$2 per dog if the lights need to be turned on.

OFF LEAD SIGNS FOR PRESIDENTS PARK

New Off Lead signs have been erected at Presidents Park. There is one at the dog obedience entrance as you enter the footpath area. The Park is off lead everywhere, including the dog training ground, EXCEPT: Please Note: - The Adventure Playground/Skateboard Ramp, Baseball and Hockey/Softball areas, including the diamonds **ARE NOT** off lead areas. So please make sure your dogs are on lead in these areas. Always make sure that you pick up after your dog and abide by the Wyndham City Council's Dog Off Lead Order.

PROMOTION CARDS

If you have been promoted and haven't collected your promotion card yet, you can collect it from the Training Card Table.

UPCOMING DATES TO PUT IN YOUR DIARY:

6th March: NO TRAINING - Labour Day Long Weekend

13-14th March: Weerama - More Information Closer To The Date. Weerama Will Be In A Different Format To 2009!!!!

3rd April: NO TRAINING - Easter Long Weekend

24th April - NO TRAINING - ANZAC Day Long Weekend

15th May: First FUNDAY For 2010!!

CHANGES TO THE BACK OF YOUR TRAINING CARD

As you would all be aware, currently when you are promoted the instructor signs and dates the back of your training card. It has been brought to the committee's attention on some of the cards that the signature and date is rubbing off. So, the committee have decided to try something different. In future, when your instructor promotes you, you will receive a coloured dot on the back of the training card which the instructor will date and initial. The colours will be as follows:

Class 1 to 2 - Pink

Class 2 to 3 - Orange

Class 3 to 4 - Green

Class 4 to 5 - Red

Class 5 to 6 - White

Class 6 to 7 - Black

Class 7 to 8 - Gold

WANTED: A RARE BREED WILLING TO HELP OTHERS AKA: INSTRUCTORS

Our Instructors truly are a rare and valuable breed and they would like YOU to join them. Instructing is very rewarding, just ask any of the Instructors on a Saturday afternoon and they will tell you of the joy they get in seeing members succeed with their training. If you have ever thought of becoming an Instructor then please talk to Peter Miller who will be more than happy to help you begin your journey into the fabulous world of Instructing.

ATTENDANCE LIST

If you wish to know how many times you have been down at the club the list is up on the Noticeboard. A new list is printed at the start of each month.

CLUBROOM EXTENSION

As some of you may be aware the committee has made an application to have our building extended. This will mean that not only will we have bigger clubrooms but an office and more storage room. If you wish to see the plans for the proposed extensions please come speak to a committee member any Saturday.

IT IS ALWAYS YOUR RESPONSIBILITY AT THE CLUB TO:-

- ☐ Wear your NAME TAG whilst you are training your dog on the training ground. If you forget your name tag pick up a day pass for \$1 at the canteen counter which is refundable or if you have lost your tag it is \$1 to replace it. Name tags must also be worn to extra training sessions (ie: Wednesday night training and Agility).
- ☐ **DO NOT** approach dogs (including tethered dogs) unless with the permission from their owner.
- ☐ Keep your dog on a short lead and keep a reasonable distance from dogs whilst under the verandah to avoid any potential incidents between dogs. Respect members dogs that have a yellow space vest on and keep a reasonable distance away from their dog.
- ☐ Maintain full supervision of your children at all times and not allow them to wander the grounds unsupervised whilst training is being conducted.
- ☐ **NOT SMOKE** in the Clubrooms, under the verandah or anywhere on the training ground.
- ☐ Pick up your dogs droppings from the training ground and dispose of them immediately.

PROMOTIONS

February



06/02/10

Class 1 to Class 2

Liz Thompson & Coco
Diana Truman & Heidi

Class 2 to Class 3

Michael Dale & Annabelle
Rachael Hall & Holly
Jeannette Hearn & Jess

13/02/10

Class 1 to Class 2

Norman Patullo & Molly
Julie Antolic & Nellie
Merle Sinclair & Zoi
Margaret McAlpine & Iszabelle
Dean Scully & Winston

Class 2 to Class 3

Kelly Tsoi & Darcy
Lyn Shepherd & Alby
Merle Sinclair & Zues

Class 3 to Class 4

Debbie Conway & Matilda
Wendy Trawn & Smurf

20/02/10

Class 1 to Class 2

Brenda Johnston & Ralph
Mark Thompson & Coco

Class 2 to Class 3

Shelley Donald & Bronte

CONGRATULATIONS TO YOU

ALL!!!



THANK YOU TO OUR SPONSORS

When and where ever possible, please support the following
businesses, as they support your Club!!

POTTER CHIROPRACTIC CENTRE

DR. BRADLEY J POTTER
Graduate Diploma in Animal Chiropractic

320 Heaths Road
Hoppers Crossing 3029

Phone: 9974 1991

McINNES ENGINEERING PTY LTD.

Turning-Milling-Grinding
Small Fabrication
Special Purpose Machines
476 Geelong Road
West Footscray 3012
Telephone (03) 9314-8551

FOURSTAR PRINTING CHRIS THOMAS

Plan Printing, Photocopying,
Book Binding, etc.

21 Clitheroe Drive
Wyndham Vale 3024
9742-5960 or 0414 701 821
Fax: 9741 0258
chris@fourstar.net.au

RHUARC'S PET SUPPLIES

Mairi Perconte
328 Melbourne Road, Newport
Telephone: (03) 9391 9533
Email: rhuarcspet@optusnet.com.au

New Members

<i>First Name</i>	<i>Surname</i>		<i>Dog's Name</i>	<i>Dog's Breed</i>
Ilmije	Ahmeti	and	Bella	Poodle - Standard
Raweewon	Anutara-Angul	and	Mr Noodles	Labrador Retriever
Justine	Bedford	and	Olih	Golden Retriever X
Tara	Bedford	and	Meika	Pug X
Candeece	Brown	and	Meika	Pug X
Sherri	Collins	and	Kadbury	Labradoodle
Lisa	Dally	and	Kobie	Pomeranian
Paul	Darnley	and	Midgee	English Springer Spaniel
Wendy	Darnley	and	Midgee	English Springer Spaniel
Noelene	Dubowik	and	Kandy	Chihuahua X
Simon	Fullarton	and	Ted	Labrador Retriever
Roger	Hemer	and	Bella	Chihuahua X
Rosalie	Hemer	and	Bella	Chihuahua X
Timmy	Ilievski	and	Cezar	German Shepherd Dog
Roxanne	Kidd	and	Axle	English Staffordshire Bull Terrier
Shelley	Linehan	and	Angel	Poodle - Toy
Kaitlin	McKertish	and	Rosie	Groodle
Rob	Mentha	and	Archie	Staffordshire Bull Terrier
Natasha	Milasinovic	and	Cezar	German Shepherd Dog
Tim	Monteiro	and	Arnie	Staffordshire Bull Terrier
Van	Nguyen	and	Mr Noodles	Labrador Retriever
Sarah	Peckitt	and	Cody	Staffordshire Bull Terrier
Leslie	Plasencia	and	Raymi	Labrador Retriever
Frances	Richards	and	Leon	Curly Coated Retriever
Edward	Richards	and	Leon	Curly Coated Retriever
Garry	Rickard	and	Angie	Staffordshire Bull Terrier X
Holly	Roberts	and	Hamish	Schnauzer - Miniature
Enzch	Vargas	and	Raymi	Labrador Retriever

Additional Dog

Sabrina	Kempler	and	Cisco	Australian Silky Terrier
Nicole	Dellios	and	Charlie	Labrador Retriever
Peter	Eley	and	Gideon	Flat Coated Retriever
Peter	Eley	and	Ruby	Flat Coated Retriever
Helen	Eley	and	Ruby	Flat Coated Retriever
Helen	Eley	and	Gideon	Flat Coated Retriever
Kristen	Madeley	and	Billy	Maltese X Terrier

New Members

<i>First Name</i>	<i>Surname</i>		<i>Dog's Name</i>	<i>Dog's Breed</i>
Simon	Barnett	and	Abby	Border Collie
Maree	Barnett	and	Jonesy	Border Collie
Ashley	Bottrell	and	Phoenix	Border Collie
Graeme	Brewer	and	Diva	Labradoodle
Katherine	Buenaventura	and	Brady	Golden Retriever
Nida	Buenaventura	and	Brady	Golden Retriever
Hang	Bui	and	Lulu	Jack Russell
Catherine	Burnett	and	Jasper	Alaskan Malamute X
Lynette	Dawson	and	Lizzie	Bernese Mountain Dog
Jenny	Douglas	and	Lilly	Beagle X
John	Fermanian	and	Josie	Rottweiler
Jim	Ganosis	and	Dudley	Border Collie
Christine	Ganosis	and	Dudley	Border Collie
Dan	Gorfine	and	Preacher	Boxer
Jacqui	Heenan	and	Major	Boxer
Jema	Miranda-	and	Josie	Rottweiler
Deborah	Mohr	and	Sox	Collie X
Matt	Mudie	and	Diesel	American Staffordshire Terrier
Katherine	Nalder	and	Mia	Labrador Retriever X
Narelle	Nicholls	and	Axel	Staffordshire Bull Terrier
Sabrina	Salins	and	Skylar	Beagle
Lisa	Smith	and	Muffin	Poodle
Leah	Thompson	and	Rook	Labrador Retriever
Greg	Topp	and	Lulu	Jack Russell
Linda	Towart	and	Jack	Cavalier King Charles
Daniel	Urbaniak	and	Misha	Shiba Inu
Grace	Urbaniak	and	Misha	Shiba Inu
Daniel	Wilson	and	Backup	Labrador Retriever X
Cass	Wilson	and	Backup	Labrador Retriever X

Additional Dog

Maree	Barnett	and	Abby	Border Collie
Simon	Barnett	and	Jonesy	Border Collie
Lynette	Dawson	and	Viggo	Bernese Mountain Dog
Nicole	Dellios	and	Charlie	Labrador Retriever
Nancy	Easton	and	Heidi	Golden Retriever
John	Heath	and	Jemma	Saint Bernard
Nan	Heath	and	Brahms	Saint Bernard
Nan	Heath	and	Jemma	Saint Bernard
John	Heath	and	Brahms	Saint Bernard
Annastazyia	Pearcey	and	Sox	Collie X
Dean	Scully	and	Winston	Belgian Shepherd Dog Malinois
Amanda	Vella	and	Briar Patch	Jack Russell

TUESDAY NIGHT TRIAL TRAINING IS BACK!!!!

Commencing on Tuesday 9th February and running until Tuesday 30th March, Trial training will be held at the club facilities at Presidents Park.

You are welcome to participate if you have a dog that is currently trialing in CCD, Novice, Open, Utility or UDX or you are hoping to start competing in the trial ring soon.

You will be expected to either assist with the setting up of the rings and the dismantling of them just like on Saturday's. Non participation will mean no training in the ring.

- Set up will commence from 6:30pm.
- This is your opportunity to get some additional training with your dog. We hope to have both experienced handlers as well as aspiring judges there to assist. These nights will run on a mutual assistance basis.
- Should the lights need to be switched on there will be a charge of \$2.00 per dog payable on the night.
- Please also note that the heat policy will be in force. Should the temperature exceed 35 degrees no training will commence until the temperature drops the same applies if training is underway and the temperature exceeds 35 degrees, all training will cease until the temperature drops.
- Training must conclude no later than 10:00pm each Tuesday night. So come along for a relaxed night of training.
- Further enquiries to Maude Ashman on 9398-2364 or renee_ashman@yahoo.com



WAGGERS ON TRIAL

PLEASE NOTE: *If you would like your trial results printed in the Werribee Waggoner, please pass your results onto the Editor. Due to the limited space in the Waggoner, only qualifying passes will be printed.*

You can also email your results to: info@werribeeobediencedogs.org OR collect a form from the training table, fill it out and leave it at the office counter.

Dog Photo's on the Wall:

If your dog gains a title we would love to display their picture on the wall.

The pre-requisite for a dog picture to go on the wall is that the dog must have gained an obedience, tracking, agility or endurance title first. You will need to provide an 8"x 10" picture (portrait only) and all your dog's relevant details for a photo to go up on the wall. It is also your responsibility to inform the Secretary in writing if you require that your dog's photo details need to be updated at any stage. If you have any queries, talk to the Secretary.

HERDING

Border Collie Club of Victoria - 27th & 28th March 2010

Pam Child and "Jess" passed their Instinct Certificate.

Pam & "Jess" also received two passes in Herding Test giving them their Herding Test Title.

CONGRATULATIONS PAM AND "JESS" ON GAINING YOUR HERDING TEST TITLE!!!

Pam Child and "Milo" passed their Instinct Certificate.

Pam & "Milo" also received two passes in Herding Test giving them their Herding Test Title.

CONGRATULATIONS PAM AND "MILO" ON GAINING YOUR HERDING TEST TITLE!!!

Rachelle Buckley and "Kelli" gained a pass in Herding Started A Course on Sheep with a score of 72 points. This was Rachelle and "Kelli's" first pass in Herding Started.

OBEDIENCE

WARRNAMBOOL DOG TRAINING SCHOOL

Maude Ashman and "Summer" gained a pass in CDX with a score of 181 points and 2nd place in the ring. This is Maude and "Summer's" 3rd pass give them their CDX title

CONGRATULATIONS MAUDE AND "SUMMER" ON GAINING YOUR COMMUNITY DOG EXCELLENCE TITLE!!!

**Keep those results rolling in!
HAPPY TRIALING!**

Dogs will eat anything (and some of its poison)

by Jeff Grognet, DVM

Dogs are curious creatures; they also like to eat. This sometimes gets them in trouble when they devour something they shouldn't. Dog owners must be aware of the products, foods, and plants that are hazardous to their pets, and they also must be able to recognise symptoms of poisoning. This is extremely important because the sooner care is sought, the better the outcome for the dog.

Antifreeze, the sweet slayer

Antifreeze is the granddaddy of all poison. This radiator additive contains a toxic substance called ethylene glycol (EG), with a deceptively sweet taste that disguises its ability to kill. Small spills on the garage floor from a leaky radiator may go unnoticed by everyone – except the dog.

The lethal dose of EG for an average sized Labrador Retriever is only an ounce or two. Once ingested, EG is converted to oxalate, which combines with calcium in the dog's blood to form crystals. These block the tubules in the kidneys, leading to acute renal failure. Because it takes time for EG to change to oxalate, there is a small window of time to treat poisoning. Waiting a little too long can mean the difference between life and death.

The first symptoms of EG poisoning are a sweet breath odor combined with nausea and vomiting. Dogs may initially act drunk or uncoordinated, but within hours they show progressive depression, drooling, and an inability to stand.

In one tragic case, I saw two Dalmatians stricken with this poison. The first one came in vomiting and could hardly stand. A quick urine and blood test confirmed our suspicions: He was in kidney failure. Luckily, the owner had brought his other dog along too. Testing showed he was in trouble as well, but not yet showing any signs. Both dogs received a dose of alcohol intravenously (one emergency protocol for antifreeze poisoning). Only the second dog survived.

Chocolate, a toxic indulgence

Though we think of chocolate as just a delicious (but fattening) treat, an indulgent dog may find it lethal. Dogs metabolize the chemicals in chocolate differently than humans do. An ounce of milk chocolate per pound of canine can kill a dog; unsweetened baker's chocolate is 10 times more potent.

The main ingredient in chocolate is theobromine, a heart and central nervous system stimulant. In the early stages of chocolate poisoning, vomiting, diarrhea, and restlessness are combined with excessive drinking and urinating. This escalates to hyperexcitability, muscle tremors, seizures, and an abnormal heart rhythm. Death occurs from 18 hours to a few days later, due to cardiac and respiratory failure. If a dog shows any of these signs, he needs treatment combined with intensive monitoring. Vomiting may be induced if the poisoning is caught soon enough after ingestion, or activated charcoal can be given to absorb the toxin.

One of my patients, an elderly terrier named Howard, ate a chocolate Easter bunny. Thankfully, the worst symptom he developed was seizures that were easily controlled with Valium. Unfortunately, Howard had extensive arthritis. The violent muscle activity during the seizures strained his joints and he could hardly walk for days afterward.

Grapes and raisin, the forbidden fruit

Though they may seem unlikely poisons, grapes and their dried-out relatives, raisins, can be hazardous. At first, researchers



looked for toxins (pesticides and such) on the grapes to account for poisonings, but this would not explain cases of dogs who were affected after eating organic grapes directly off backyard vines. Clearly it was the grapes themselves that contained the toxic substance, although the specific poison has not yet been identified.

Whatever the toxin in this fruit, dogs are highly susceptible to it. The average toxic dose is about a half pound of grapes for a medium-sized dog, but much smaller quantities have caused death. Early signs of poisoning include vomiting and diarrhea, loss of appetite, depression, and abdominal pain. As the kidneys deteriorate over time, urine production stops. Intensive, rapid treatment is needed to retain kidney function.

Xylitol, the hazardous additive

Xylitol is an artificial sweetener found in sugarless gum, beverages, toothpaste, and cereals. While it's harmless to people, it triggers a massive release of insulin in dogs. The animal's blood sugar drops precipitously within an hour of ingestion. Clinical signs include vomiting, weakness, depression, lack of coordination, and even seizures. Xylitol poisoning is treated with intravenous glucose.

One case report told of a Doberman Pinscher who ate a pack of gum: It killed him. Keep this toxin away from dogs.

Plants, the growing threat

Plant toxicities are challenging to veterinarians. Toxins vary with the plant, the stage of its growing season, and the part ingested.

The poinsettia irritates the digestive tract, triggering abdominal pain with vomiting and diarrhea. But contrary to popular belief, it has not further serious side effects. Many spring flowers, such as tulips, daffodils, and narcissus, can trigger intense vomiting, diarrhea, convulsions, and other serious symptoms of poisoning. Azaleas and rhododendrons cause similar signs and can lead to death from cardiovascular collapse.



Onion, a fatal food

I was told many years ago by a veterinary pathologist that the amount of onion in a Big Mac was enough to trigger poisoning symptoms in a dog. A toxic agent in onions damages red blood cells and destroys hemoglobin, diminishing the oxygen-carrying capacity of the blood.

I once saw a tiny Maltese after he had a seizure. When I examined him, I found he had pale gums. This prompted me to do a blood test that revealed he was drastically anemic, but not enough to require a blood transfusion. His seizure was triggered by a lack of oxygen to the brain. I quizzed the owner and found out she had recently modified her homemade dog food recipe – by adding onion. A new batch of food, without onions, solved her dog's problem.

Medicine: not what the doctor ordered

Over the counter medications considered safe for people can be toxic, if not deadly to dogs. Low doses of ibuprofen can trigger stomach ulcers after just a few days treatment. Besides extreme stomach pain, ibuprofen can cause dogs to lose life-threatening amount of blood. A Labrador Retriever was lucky to survive after eating a half bottle of Advil. Intensive intravenous fluids were required to maintain his renal function when the ibuprofen attacked his kidneys. Other medications such as acetaminophen (Tylenol) and acetylsalicylic acid (aspirin) can cause similar problems

Taken From: <http://www.dogsvictoria.org.au/Content.asp?ID=220>

THANK YOU TO OUR SPONSORS

When and where ever possible, please support the following
businesses, as they support your Club!!

HOPPERS CROSSING VET CLINIC & HOSPITAL

LISTENING, CARING & PROVIDING CHOICES

Dr. Joe Covelli

Dr. Kristi Green

Dr. Sarah Toogood

Dr. Veronica Damian

Dr. Wei Kee Ang

5 Barber Drive, Hoppers Crossing, 3029

Phone: 9748 6644

www.hopperscrossingvet.com.au

WYNDHAM VETERINARY CLINIC

DR. John Watts

DR. Ross Ansell

DR. Rachel Burfoot

DR. Roshni Vaitha

Dr Kristie Jennings

133 Market Road

Werribee 3030

Phone: 9742 5556

www.wyndhamvet.com.au

Come On Inside!!

Did you know that inside the clubroom is almost like another world????

Inside the clubrooms you will not only find your training cards and the toilets you will also find:

OUR GREAT CANTEEN!!

Stocking a wide range of items. You will find yummy treats such as cold drinks, bags of chips, chocolate bars and hot items like Dim Sims and Pies. All at SUPER LOW prices!!!

Not only do we look after the humans but you will also find a range of dog treats, leads, collars, head collars and everything you need for training with your dog.

Members are also welcome to help themselves to the free tea and coffee facilities located straight across from the front door. You will also find a donation tin there if you are wishing to make a donation.

And after a hard days training why not come inside for a cold beer or wine. The club also has a licensed bar stocking a wide range.

So please do come on inside, you will be amazed what you will find in there!!!



What is Tracking?



Overview - Trust Your Dog

The purpose of tracking is for the dog to follow a human scent trail and find the "missing person" at the end. Tracking is an activity that cannot be taught to a dog by a human. All dogs that have the ability to smell can track; some are better at it than others but if push came to shove and they were left in the wild they would all be able to use their sense of smell to locate food.

People have a limited understanding of how scent works, whereas dogs (with their much more sensitive scenting apparatus) understand and work it brilliantly. It is important that it is understood that the best a handler can hope for, is to hone the dog's natural scenting ability in the desired direction. The dog must use its initiative to achieve in tracking and the handler must remember in tracking the dog is never wrong; it might just need to recheck the direction of the trail until it is sure. The tracking handler's motto is Trust your dog. If there is any doubt you MUST believe that the dog is doing the right thing: - don't forget that you can't track, you don't understand the circumstances the dog is working under.

Trials

Tracking trials are held from approx May through until September each year in Victoria, due to the heat and snake bite danger in summer. The first test is called a Tracking Qualification Test, then you move onto Test 1, Test 2 (once Test 2 is passed your dog will gain its first tracking title, which is known as a Tracking Dog Title and your dog will have the letters TD after its name. Then you and your dog move onto Test 3, Test 4 and Test 5 once these have been completed successfully your dog will have gained its Tracking Dog Excellent Title (TDX). Test 6 is the next and last test that you and your dog will undertake in tracking and once this level has been passed, your dog will have attained the ultimate in tracking, it will be a Tracking Champion.

The first test, (TQT) is 300 metres in length and will contain one ninety degree turn. The time delay between when the test is laid by the tracklayer and the dog commencing to track is between 10 and 30 minutes. An article (usually a sock) with the tracklayer's scent on it is left at the start flag so the dog knows which scent it is to follow.

Test 5 is laid over a distance of 1200 metres, or 1.2kilometres, it has a least 5 angle turns one of which will be acute. The time delay on this test is between 60 and 180 minutes prior to the dog & handler working the track. It has an article at the start flag and 3 more over the course of the track. Two articles must be indicated by the dog and the tracklayer found for the dog to obtain a pass.

Test 6 is also laid over a distance of 1200 metres but instead of the article being left at the start flag it is handed to the handler in a sealed bag in the vicinity of the where the judge gave their instructions to the tracklayer. This is what is called a 'blind start'. There is no flag stating where the tracklayer commenced laying the track, the dog must use its scenting ability to find the track left when the tracklayer left the area.

Trials generally cost between \$20 and \$35 dollars to enter and, because of the amount of land required are generally held outside the Melbourne metropolitan area. Gippsland, Ballarat, Inverleigh, Broadford and the Mornington Peninsula are regularly used areas. Check-in times are usually around 6.30 a.m. and trials are often held over two or three days to ensure as many entrants as possible actually get a track.

You may request a particular day, but note that the trial secretary is not obliged to juggle the entries and it is almost impossible to accommodate all such requests. Be prepared to accept any of the days and you'll be a popular competitor! Note that there are often more entrants than tracks available in which case a ballot is held prior to the trial. When attending a tracking trial, it is considered poor form to not be prepared to lay tracks for other people. Always take at least 6 articles and put them on when you leave home on the morning of the tracking trial and keep them on your person during the day. The rule book state they must be on your person for a minimum of 30 minutes prior laying a test, by having them on you all day you will never be caught out not being available when a tracklayer is required. Remembering that you will require unknown people to lay your tracks as time goes on, be prepared to help others as required.

Entry forms for tracking trials are available for purchase from the VCA Office but you can also use the standard obedience entry form. The test number you are entering should be stated, and your known tracklayer should be nominated. Also include a copy of your most recent pass, which verifies that you are eligible for a particular test. Include a stamped self-address envelope to ensure that the trial secretary sends you a receipt and/ or map of the venue.

Training Method

The basic idea when beginning to track with a dog is to get the dog interested enough in someone to want to follow, and try to encourage the dog to use its nose instead of eye/ears to find the person. The same process can be used to find an object rather than a person, but it's generally easier to get the dog focussed on finding a person than an object.

You should always commence tracking training by laying the track with the wind behind you. If you lay the track into the wind it will encourage your dog to wind scent rather than scenting the ground where the tracklayer has walked.

Have the handler put the dog in harness and attach a training lead approximately 5 metres in length. Give a favourite toy or favourite treat (reward) to someone the dog knows well. Stand near an obstacle that the dogs can't see around or through (like a car or brick wall). Have the track layer make a big fuss of both dog and toy/reward and walk off towards an obstacle they can hide behind (a tree or shed) about 30 metres distant.



Let the dog see the person leave and the general direction they are going in, then move it behind the car. Make a big fuss, "Where is he? Who's got your toy? Where's he gone?" etc to get the dog's interest level up.

Leave about a 2-minute gap after the tracklayer has left before moving the dog out to find him. Be consistent with the use of a word for the tracking act i.e. find or seek. Remember the word should not sound harsh in anyway. Use this word now and encourage the dog to find the tracklayer. i.e. "Find. Where is he?" or "Seek him then". The dog should move in roughly the right direction having seen the tracklayer leave.

Allow the dog to travel a short distance in the right direction on no more than 3 metres of lead. Don't allow it to run; steady tension on the lead is the best. If the dog's nose goes down towards ground level, praise and repeat the word in an enthusiastic but non-distracting tone "Find/Seek, good boy". While the dog's nose is down, or is clearly sniffing/scenting allow forward movement, if the dog is just wandering at random, or trying to run in the direction he saw the person leave, gently restrain him and allow no forward movement.

DO NOT UNDER ANY CIRCUMSTANCES CORRECT THE DOG. Simply encourage the dog to come back onto the track and only then once the dog has indicated the track and you have praised it will you move forward with the dog. Slowly progress towards the tracklayer's hiding place and regardless of the dog's performance to get there, PRAISE madly. The tracklayer should make a big fuss of the dog and play with the toy with the dog. The tracklayer and toy are the dog's reward and should be used profusely to encourage the dog to remain enthusiastic next time.

Do only one or two tracks per training session. Don't be surprised if your dog seems to have little idea of what is required for the first few sessions. Like many activities it can take time for the dog to get the idea, repetition is the key.

As the dog improves, increase the distance, don't allow the dog to see the tracklayer leave, and start to use articles on the ground. The articles can be used to help keep the dog's nose down. Outside of your tracking training, get the dog enthusiastic about picking up socks. Make a game out of it. Then use socks on the track and praise when they are found. Don't fall into the trap of placing them so closely that the dog can see each one and just runs to them. Place them at least 10 metres apart and let the dog scent to them.

Further Information

Further information on Tracking can be obtained by reading the ANKC Tracking rule book which is available from the Victorian Canine Association Inc. The Tracking Club of Victoria also conducts beginners training days for members and an annual workshop weekend which is open to members and non-members. For more information go to www.trackingclubvic.org.au.

Tracking - All Dogs Can Do This

The dog's ability to track is well known. Man has utilised this ability for centuries. Dogs have helped the hunter to find game and food. In France, dogs hunt for exotica like truffles. Dogs have been used by police to hunt criminals and by search and rescue workers to find lost people.

The usefulness of the Swiss Mountain rescue dogs and avalanche dogs is legendary. There are international teams of dogs trained to find victims of earthquakes and other natural disasters. There have been hundreds of dogs of various breeds working at the World Trade Centre, in unimaginable conditions. The wreckage includes glass and sharp objects, rats are a problem, but still the dogs work.

German Shepherd Dogs and gundogs have always been in the forefront as a tracking and search and rescue (SAR) dog, not because they have the best sense of smell, but because of their willingness to work. This working ability is a key factor in why these breeds are used all over the world for services and SAR work.

For the ordinary citizen, tracking dogs can be a competition sport where dogs compete for ANKC (Australian National Kennel Council) titles. Tracking is something that all dogs can do. It is a natural instinct for a dog to use this sense. From birth a puppy makes its way to its mother for a drink. How? The puppy is born blind. It uses its sense of smell.

The dog's tracking ability is extremely acute; we still don't fully understand the dog's capabilities in this area.. The dog's olfactory sense is much, much more greatly developed than humans. Dogs naturally track for food. You could call this their hunting instinct. We don't have to teach a dog to track; we use their natural instinct to teach them that we want them to follow a certain track. In Australia, apart from Police dogs and the armed services, groups of search and rescue volunteers train dogs to find people. From a recreational angle, others train dogs to compete in ANKC tracking trials.

All types of dog of varying breeds complete in these trials from toy breeds such as Cavalier King Charles Spaniels to larger gundogs and working breeds like German Shepherds and Rottweilers.

<http://www.dogsvictoria.org.au/Content.asp?ID=256>

Helpful Tips & Suggestions

We all know being a dog owner at times can be hard work. Each month we will have some helpful tips and suggestions to try and make being a dog owner that bit easier.

If you have any helpful tips and suggestions please email though to rachellebuckley@hotmail.com

NEW HERDING INFORMATION WEBSITE!!

The DogsVictoria website can be a little light on when it comes to information on training and trials about Herding. Vic Herding has released a new website with training days and contacts, trial information and lot of other handy information. Check out the new look website at: <http://www.vicherding.com/> You can even join their Yahoo Group to receive regular email updates!!

MID WEEK TRAINING!!!

When you attend Mid Week Training, be it Tuesday Night Ring Training, Wednesday Night Agility or Wednesday Night Obedience please remember to get your yellow training card out and put it in the Mid Week Training Box. The Mid Week Training box lives on top of the yellow training card sorter. Mid Week Training is still training and will go towards your training attendance tally!

DON'T FORGET YOUR PROMOTION CERTIFICATES!!!!

If you and your dog are promoted, you will receive a Promotion Certificate. If you do not receive your Promotion Certificate on the day you were promoted you will find your Certificate above the Training Card sorter. These Certificates are a great little keep sake to remember your training achievements with your dog.

TRIALING MEMBERS

*The club donates a sash for "HIGHEST SCORING WERRIBEE MEMBER IN TRIAL"
at selected obedience trials held throughout the trialing year.*

*For members to be eligible to win one of these beautiful sashes you must state the following in the
specific area for "Club" on your trial entry form :- "WERRIBEE O.D.C. INC"*

*Below are the obedience trials at which sashes will be awarded for 2010. Remember, it is your
responsibility to include the club name as written above on your entry. W.O.D.C. is not sufficient as
there are other obedience clubs which have the same initials as Werribee e.g. Warringal, Warragul and
Warrnambool.*

You do not have to get a qualifying score.

Please let us know if you are awarded a sash so we can put it in the newsletter.

BROADMEADOWS OBEDIENCE DOG CLUB INC.	27/06/10
GEELONG OBEDIENCE DOG CLUB INC.	11/07/10
V.C.A. INC. STATE OBEDIENCE TRIAL	07/08/10
MOORABBIN & DISTRICT OBEDIENCE DOG TRAINING CLUB	29/08/10
NORTHERN OBEDIENCE DOG CLUB INC.	12/09/10
BALLARAT DOG OBEDIENCE CLUB INC.	19/09/10
MELTON OBEDIENCE DOG CLUB INC.	26/09/10
WERRIBEE OBEDIENCE DOG CLUB INC:-	
HIGHEST SCORING COMMUNITY COMPANION DOG	23/10/10
HIGHEST SCORING NOVICE DOG	23/10/10
HIGHEST SCORING OPEN DOG	23/10/10
HIGHEST SCORING UTILITY DOG	23/10/10
HIGHEST SCORING UTILITY DOG EXCELLENT	23/10/10
GISBORNE & DIST. OBEDIENCE DOG CLUB INC.	24/10/10

Note: When clubs hold Double Obedience trials the club sash will only be presented at the morning trial, except for our own trials.

APPLYING FOR A TITLE

*All members gaining titles, remember it is your responsibility to apply for your title on the
application form available from the clubrooms.*

All pass cards must be sighted and verified by a Committee Member.

*All members must meet the criteria as stipulated in the Club's Trophy Policy - Clause 4 (b) which
states that a member must attend a minimum of 17 training sessions of which 10 must be a Saturday
in any training year, to be eligible to receive a Trophy.*

*The Club trialing year for 2010 commenced from 16th November 2009 and concludes on 14th
November 2010. Late title applications will not be accepted after this date.
All other Club Awards must meet the above criteria also.*

HAPPY TRIALING!!!



Club Merchandise

Ladies Polo Shirt	Sizes 8 – 24	\$30.00 each
Men's Polo Shirt	Sizes S – 5XL	\$30.00 each
Polar Fleece Top - Black	Sizes XS – 3XL	\$50.00 each
Polar Fleece Vests – Black	Sizes XS – 3XL	\$35.00 each
Inna Jackets (Black/Black Lining) <i>Water Resistant/Polar Fleece Lining</i>	Sizes XS – 3XL	\$60.00 each
Baseball Caps		\$15.00 each
Beanies – Black or Navy		\$12.00 each

*The Baseball Caps and Beanies are available at the Clubrooms and do not have to be ordered.

Ordering Club Merchandise

We have a variety of sizes of the Polar Fleece Tops in the Clubrooms for you to try on. We have a sample of the Men's and Ladies Polo Shirts and the Polar Fleece Vest for you to look at. Myself and the Committee Members are happy to help you to choose the correct size.

The Polo Shirts and Polar Fleece Vests can be re-ordered if they are the wrong size. This must be done no later than the following week, so please try them on!!!

A minimum of 50% deposit is required when an order is placed and the balance paid when you receive your order.

Merchandise Officer
Kathleen Hallgarten



GIVE ME SPACE

At the club, we occasionally have dogs here that require some 'space' around them. Like people, all dogs are different. Some dogs don't appreciate their space being encroached upon by handlers or other dogs, especially dogs that are boisterous and in their face. These vests are not exclusively for aggressive dogs but also for dogs that may have fear based behaviours. To identify these dogs, they wear a yellow vest, similar to the picture below.



By a dog wearing these space vests the club believes it is a safe way for the dog to still participate in class and slowly socialise and integrate within their training class. This also makes the class as safe as possible for all handlers and their dogs and instructors too. Remember, we are working with animals and some can be unpredictable, so we need you, our members, to learn to recognize when these dogs are wearing these vests and give them the space that they require. So please help the handler and their dog by keeping your dog a reasonable distance away from it. You may be asked to move further away by the owner if they feel you are too close, please respect their request.

If you believe your dog would benefit from wearing a space vest please discuss it with the Chief Instructor. Please do not get offended if your dog is asked to wear a 'space vest' in class. We have vests for small dogs and up to large dogs.

If your dog is required to wear a space vest – enquire/or collect one from the office. We will require a \$5.00 deposit when you pick up the space vest – the vest must be returned promptly at the end of your class, so members from the next hour can access it. The vest is only for use on the training ground. Your deposit will be returned to you when you return the vest. If any vest is returned damaged your deposit will be forfeited.

SATURDAY Training times

PUPPIES & CLASS 1	1.30PM TO 2.20PM
CLASS 2 & CLASS 3	2.30PM TO 3.20PM
CLASS 4 & CLASS 5	3.30PM TO 4.20PM
CLASS 5 - (Ring Training only)	3.00PM TO 4.15PM
CLASS 6 - (Ring Training)	1.30PM TO 3.30PM
CLASS 7 - (Ring Training)	1.10PM TO 3.30PM
CLASS 8 - (Ring Training)	1.20PM TO 2.50PM

MID-WEEK WEDNESDAY TRAINING FOR OBEDIENCE COMMENCES AT 7.30PM

Training is conducted on every 2nd and 4th Wednesday evening of each month, commencing at 7.30pm through to 8.30pm.

This night is structured as per Saturday classes. Members who are in Classes 2 and above are permitted to attend. **NO PUPPY OR CLASS 1 can participate.**

Please Note: Classes will be cancelled if instructors are not available or the weather or ground conditions are unsuitable for training.


There is a **\$2.00 fee per dog** applicable if the flood-lights are required to be turned on.

FUNDAYS

JUDGING BEGINS AT 1.00PM FOR ALL CLASSES.

Entry forms and entry fees for Fundays are only taken two weeks prior to funday dates. Check-in time is from 12.30pm to 1.00pm. Fundays are an all afternoon event so please stay for Presentations at the end of the day.

There is No Normal Obedience Training or Agility conducted on Fundays.



SATURDAY Training times

PUPPIES & CLASS 1	1.30PM TO 2.20PM
CLASS 2 & CLASS 3	2.30PM TO 3.20PM
CLASS 4 & CLASS 5	3.30PM TO 4.20PM
CLASS 5 - (Ring Training only)	3.00PM TO 4.15PM
CLASS 6 - (Ring Training)	1.30PM TO 3.30PM
CLASS 7 - (Ring Training)	1.10PM TO 3.30PM
CLASS 8 - (Ring Training)	1.20PM TO 2.50PM

MID-WEEK WEDNESDAY TRAINING FOR OBEDIENCE COMMENCES AT 7.30PM

Training is conducted on every 2nd and 4th Wednesday evening of each month, commencing at 7.30pm through to 8.30pm.

This night is structured as per Saturday classes. Members who are in Classes 2 and above are permitted to attend. **NO PUPPY OR CLASS 1 can participate.**

Please Note: Classes will be cancelled if instructors are not available or the weather or ground conditions are unsuitable for training.

There is a **\$2.00 fee per dog** applicable if the flood-lights are required to be turned on.

tueSDAY night - trial TRAINING Set-up COMMENCES AT 6.30PM sharp

This night is specifically for aspiring triallers and current triallers.

Tuesday night training will commence on 17th February and run till 28th April 2009.

Criteria to participate is: you must either set-up or pack-up the rings/equipment. Finishing times will vary as this depends on the numbers that attend but training must conclude at 10:00pm.


A **\$2.00 fee per dog** will apply if the flood-lights are required to be turned on.

FUNDAYS

JUDGING BEGINS AT 1.00PM FOR ALL CLASSES.

Entry forms and entry fees for Fundays are only taken two weeks prior to funday dates. Check-in time is from 12.30pm to 1.00pm. Fundays are an all afternoon event so please stay for Presentations at the end of the day.

There is No Normal Obedience Training or Agility conducted on Fundays.



RING TRAINING

CLASSES 6, 7 & 8

The trial training rings and equipment will be set up from 1.00pm after the Agility have packed up and left the training ground. A pre-requisite to using the rings is that everyone who uses the rings must help with the setting-up or packing up of equipment. Those members who do not help out will be asked to do so. The designated starting time for Class 6 is 1.30pm. Class 7 is 1.10pm, Class 8 (UDX) will be between 1.20pm and 2.50pm with Class 5 (Novice) using the same ring after UDX, between 3.00pm and 4.15pm. Depending on numbers, classes 6 & 7 should finish at approximately 3.30pm.

TO USE THE RINGS: --

You are required to put your name down on the designated class clipboard/s, which are located on the canteen counter. You can only put your name down, not other members. You need to indicate if you are going to help with setting up or packing up. The rings are run on a first in, first served basis. If you set up equipment for your own use and no-one else is planning on using it, then please place it back onto the equipment trolley. Please be considerate time-wise in the rings and stick to your allotted time and do not overstay your welcome. Importantly, ensure you make arrangements for someone to put you through before your allotted time slot starts.

THE GROUP STAY EXERCISES WILL BE CONDUCTED AT 2.30PM FOR ALL TRIALING NOVICE, OPEN AND UTILITY.

For Stays - a search party for your participation WILL NOT be conducted. Make yourselves available at the designated time or unfortunately you may miss out. Normal ring practice will resume at the conclusion of the group stay exercises. After ring training is finished, members can organise amongst themselves extra stay exercises if required.

Instructors are not appointed for Classes 5, 6, 7 & 8 members. This is a self-help situation. There are experienced trialing members who are more than qualified to help you and your dog if you so wish. Make yourselves available to assist others as they would to you. If you give a little, you may get a lot in return! Should you be in need of instruction for any of the classes, all you have to do is ask someone at the rings. Any concerns or issues regarding Ring training should be directed to the Secretary.

CLASS 5

(Ring Use at 3.00pm - Aspiring Triallers only)

A Novice ring is now being provided for Aspiring Triallers or current Class 5 trialing members. After the UDX dogs have finished the novice ring will start with the first dog at 3.00pm after the 2.30pm Group Stays.

The criteria to enter the Novice ring is:

1. Your dog must have achieved its CCD title (Community Companion Dog Title) or you are currently trialing your dog in Novice.

Please Note: You are not to enter the ring and train by yourself; you must have an experienced person put you through.

Normal Class 5 - at 3.30pm)

To use the rings you must enter normal class 5 first, which is conducted at 3.30pm. If an instructor is available they will be appointed to take the ring then and only then may you have use of the ring. Remember though, if no instructor is available then, no ring practice.



AGILITY TRAINING

Saturday Agility training is from 11.00am to 1.00pm.
Training commences at 11.00am with setting up of equipment.

Pre-requisites to participate in Agility training are:-

1. Your dog must be a minimum of 15 months of age.
2. Handlers (must be over 7 years of age).
3. Dogs must be in Class 3 (WODC Inc. level) or above to participate **OR** you and your dog have attained 2 passes towards either their Agility or Jumping title or have gained a title (Must be same dog and handler).
4. All use of equipment must be under the supervision of the appointed instructor/s.
5. All dogs to be trained on a fixed or buckle collar – NO correction chains to be worn.
6. Members wishing to attend these classes will be required to help with **BOTH** setting up and pulling down and storing of equipment. Turning up late and/or leaving early without assisting with the equipment set-up/pack-up is frowned upon. **If you don't help out you will not be able to participate.**
7. No dogs are to be off-lead during setting-up or pulling down of equipment.
8. For safety/health reasons overweight dogs will not be permitted to participate in Agility training.
9. It is advisable that you do some warm up exercises with your dog/s prior to commencing any agility training.
10. It is essential that you wear suitable non-slip footwear.

It is **YOUR** responsibility to contact Colin McInnes on 040 732 8668 or Elizabeth Coutts on 0412 088 575 to find out when the next agility training session will be conducted **OR** ask either of them at training to see if agility training is on the **following Saturday**.

Please Note:-

Agility training is conducted on Saturday's ONLY when Instructors are available. There is **NO** Agility conducted when we are having a Funday or any other special event. For everyone's safety Agility training will only be conducted if the weather and ground conditions are suitable.

Wednesday Night Agility training is only conducted on the 1st, 3rd and 5th Wednesday of each month, commencing with equipment set-up at 7.30pm. A **\$2.00 fee per dog** will apply if the flood-lights need to be turned on.



OVERFLOW CAR PARK

General Members
Parking

Committee & Instructors
Parking Only



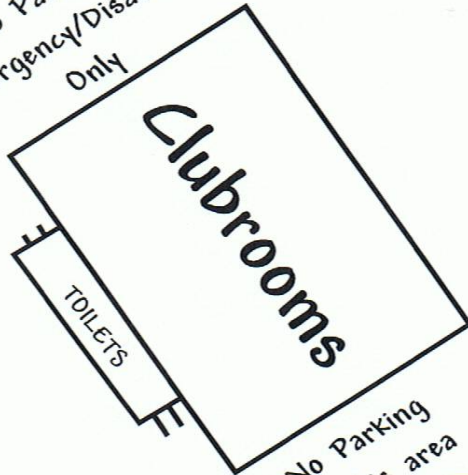
MEMBERS - PLEASE NOTE:

Unless you are Training your Dog,
Instructing or on Official Club Business
do not go pass these lines whilst
Training is in progress.

Light Pole


Light Pole

No Parking
Emergency/Disabled
Only



Light Pole

Light Pole



Tree Line

Tree Line

Tree Line

CAR PARK

W.O.D.C. INC. CLASS EXERCISES

PUPPY CLASS

All Exercises as per Class 1 – including retrieving and socialisation and Focus Training.

CLASS 1

Focus Training (Bridging – watch – reward)
Social Walking on loose lead including right turn and right about turn
Sit
Drop
Stand – alongside handler
Sit-Stay (in front of dog - 10 seconds)
Recall
Socialisation

CLASS 2

All Class 1 exercises plus:-
Focus Training (Bridging – watch – reward)
Heeling on loose lead including all right and left turns
Stand Stay (in front of dog – 10 seconds)
Sit Stay (Handler returns around - 20 seconds)
Drop Stay (Handler returns around - 20 seconds)
Slow pace
Recall (on lead, dog to sit in front of - handler to return around dog)
Dog Introduction

CLASS 3

All Class 1 & 2 exercises plus:-
Drop (whilst heeling)
Figure of Eight
Fast Pace
Stand for Examination (Introd. lightly running hand over back & head)
Sit Stay (lead on the ground – approx. 6metres – 40 seconds)
Drop Stay (lead on ground – approx. 6 metres – 60 seconds)
Recall Off Lead (maximum of 10 metres – lead up on lead)
Finish on Lead
Introduction to the Dumbbell (exercise done 2nd and 4th Saturday of each month – time permitting)

CLASS 4

All Class 1,2 & 3 exercises plus:- (CCD)
Introduction to off lead heeling
Heeling on Lead, lead in left hand
Drop from Stand (Handler at front of dog – lead on) (Change of Position Exercise)
Stand for Examination (on lead)
Recall (full exercise – excluding finish – approx. 10 metres)
Sit Stay (1 minute – approx. 12 metres off lead)
Drop Stay (2 minutes – approx. 12 metres off lead)
Introduction to Retrieve Dumbbell Exercise (time permitting)
Introduction to Broad Jump (time permitting)

CLASS 5

All Class 1,2,3 & 4 exercises plus:- (NOVICE)
All ANKC Novice Class Exercises including both optional exercises.
All Stays with Distractions

(To be promoted from Class 5 to 6 you must attain two passes under an aspiring judge at a club Funday or two passes in the Novice class at a Trial, or a combination of one each.

CLASS 6

Full Open Routine (OPEN)
All ANKC Open Class Exercises

(To be promoted from Class 6 to 7 you must attain one pass under an aspiring judge at a club Funday or one pass in the Open class at a Trial).

CLASS 7

Full Utility Routine (UD)
All ANKC Utility Class Exercises

CLASS 8

Full Utility Dog Excellent Routine (UDX)
All ANKC Utility Dog Excellent Class Exercises

PLEASE NOTE: - DO NOT ATTEMPT ANY OF THE ABOVE EXERCISES WITHOUT FIRST HAVING BEEN PROPERLY INSTRUCTED IN THEM BY A CLUB INSTRUCTOR.

CLASS 5, 6, 7 (TRIALING MEMBERS) – PLEASE INFORM THE SECRETARY IF YOU GAIN A PASS OR TITLE WHEN TRIALING SO YOUR TRAINING CARD CAN BE UPDATED.

Werribee Obedience Dog Club - 2010 Calendar

MARCH	1	TCC MEETING
	6	NO TRAINING - LONG WEEKEND - Labour Day
	13/14	WEERAMA
	15	COMMITTEE MEETING
APRIL	3	NO TRAINING - EASTER
	10	INDUCTION DAY
	12	TCC MEETING
	19	COMMITTEE MEETING
	24	NO TRAINING - LONG WEEKEND - ANZAC DAY
MAY	1	INDUCTION DAY
	3	TCC MEETING
	15	1st FUNDAY
	17	COMMITTEE MEETING
JUNE	5	INDUCTION DAY
	7	TCC MEETING
	12	NO TRAINING - QUEENS BIRTHDAY WEEKEND
	21	COMMITTEE MEETING
	26	SPIRIT OF WEST
JULY	3	INDUCTION DAY
	5	TCC MEETING
	24	2 nd FUNDAY
	19	COMMITTEE MEETING
	31	FINAL SATURDAY DATE FOR RENEWAL OF MEMBERSHIP
AUGUST	7	INDUCTION DAY
	9	TCC MEETING
	16	COMMITTEE MEETING
	21	3 RD FUNDAY
SEPTEMBER	4	INDUCTION DAY
	6	TCC MEETING
	20	ANNUAL GENERAL MEETING
	27	COMMITTEE MEETING
OCTOBER	2	INDUCTION DAY
	4	TCC MEETING
	18	COMMITTEE MEETING
	23	DOUBLE OBEDIENCE TRIAL - NO TRAINING
	30	NO TRAINING (MELB.CUP LONG WEEK-END)
NOVEMBER	8	TCC MEETING
	14	CLOSE OFF DATE FOR TROPHY APPLICATIONS
	15	COMMITTEE MEETING
	27	JUNIOR PRESENTATION - LAST TRAINING DAY
DECEMBER	4	SENIOR PRESENTATION NIGHT
	8	COMMITTEE/INSTRUCTORS BREAKUP - TO BE CONFIRMED

