

# WERRIBEE WAGGER

**February 2012**

*Welcome Back*

Hopefully you have all had a great break and are ready to get back into  
another year of training

Werribee Obedience Dog Club Inc.  
Established 1976

ACN: A0009348R  
ABN: 51 279 508 568

Website: <http://www.werribeeobediencedogs.org>  
Email: [info@werribeeobediencedogs.org](mailto:info@werribeeobediencedogs.org)  
Facebook: <https://www.facebook.com/WerribeeObedienceDogClub>

Postal Address: P.O. Box 2 Werribee 3030

Induction/Information Officer  
Sue Hounslow - Phone: 9749-8360

If you would like to contribute any articles for publication,  
trial results, etc. please email them to  
[newslettereditor@werribeeobediencedogs.org](mailto:newslettereditor@werribeeobediencedogs.org)

The Editor's Creed:  
Mistakes are made deliberately. Some people are always looking for  
errors and the Editor aims to please.



# COMMITTEE AND INSTRUCTORS

## OFFICE BEARERS

PRESIDENT	Brian Bushell
VICE PRESIDENT	Frank Valastro
SECRETARY	Sue Hounslow
ASSISTANT SECRETARY	Vacant
TREASURER	Merle Sinclair
ASSISTANT TREASURER	Vacant

## GENERAL COMMITTEE MEMBERS

Ken Buckley	Colleen Bushell
Peter Eley	Peter Hallgarten
Colin McInnes	Jeff Taylor
Tilly Williams	

## INSTRUCTORS

### CHIEF INSTRUCTOR

Ken Buckley      Mobile 0417 550 635

### OBEDIENCE INSTRUCTORS

Peter Miller      (Assistant Chief Instructor)	
Maude Ashman      (VCA Licensed Instructor)	
Donna Buckley	Julie Antolic
Marie Felsevary	Alfred Cassar
Lynn Klecka	John Heath
Robert Rhodes	Colin McInnes
Heather Taylor	Ibby Songur

### AGILITY INSTRUCTORS

Elizabeth Coutts      Colin McInnes

### TRAINEE OBEDIENCE INSTRUCTORS

Sue Hounslow      Dee Moore  
George Matsakos

**CLUBROOM TELEPHONE - 9742 2277**










---

## STATEMENT OF PURPOSE

1. *To promote responsible dog ownership throughout the City of Werribee;*
  2. *Train dogs of any breed to be obedient and companionable;*
  3. *Conduct training classes, member's competitions, obedience trials and other fixtures as from time to time may be declared by the Committee of Management;*
  4. *Acquire, provide and maintain lands and buildings;*
  5. *Provide furnishings, requisites and equipment for recreational, educational or other community purposes;*
  6. *To invest the funds of the Club not immediately required in such manner as the Members or the Committee in lieu thereof shall determine, and;*
  7. *To purchase, hire, lease, etc. and do such things as are conducive or incidental to promoting and achieving the purposes of the club.*
- 

## YOUR RESPONSIBILITY AT THE CLUB

-  To wear your NAME TAG whilst you are training your dog on the training ground. If you forget your name tag pick up a day pass for \$1 at the canteen counter which is refundable or if you have lost your tag it is \$1 to replace it. Name tags must also be worn at all training sessions, that includes Wednesday night Obedience and Agility training.
-  To maintain full supervision of your children at all times and not allow them to wander the grounds unsupervised whilst training is being conducted.
-  Whilst under the verandah remember to keep your dog on a short lead and keep a reasonable distance from dogs to avoid any potential incidents between dogs.
-  To respect members dogs that have a yellow space vest on and keep a reasonable distance away from their dog.
-  To pick up your dogs droppings from the training ground and dispose of them immediately.
-  ***DO NOT*** approach dogs (including tethered dogs) unless with the permission from their owner.
-  ***DO NOT SMOKE*** in the Clubrooms, under the verandah or anywhere on the training ground.

Note: "Werribee Wagger" is published on a monthly basis for members to be kept up to date with any important or general information raised by our Committee and Instructors. Articles appearing in this Newsletter are considered to be of interest to our readers, but do not necessarily express the opinions of the Committee or Editor, who accepts no responsibilities for the accuracy of claims made by advertisers in this newsletter.





## MID-WEEK TRAINING

### PLEASE NOTE: UNTIL FURTHER NOTICE THERE WILL BE NO TUESDAY NIGHT RING TRAINING.

Mid-week training will once again be conducted this year, but only if instructors are available. Please note, if the flood-lights are required to be turned on there is a Night Training fee.

Cost is \$2 per dog per discipline and Name Tags must be worn.

Mid-week training will not be conducted if the weather and ground conditions make it unsafe.

Mid-week Obedience training is for Classes 2 and above.

The Mid-week Wednesday Night Training dates are:

February 2012

Obedience: 15th & 29th

Agility: 8th & 22nd

## OFF LEAD AREAS FOR PRESIDENTS PARK

Off Lead signs have been erected at Presidents Park. There is one at the dog obedience entrance as you enter the footpath area. The Park is off lead everywhere, including the dog training ground. Please Note: - The Adventure Playground/Skateboard Ramp, Baseball and Hockey/Softball areas, including the diamonds **ARE NOT** off lead areas. So please make sure your dogs are on lead in these areas. Always make sure that you pick up after your dog and abide by the Wyndham City Council's Dog Off Lead Order.

## PROMOTION CARDS AND TRAINING CARDS

If you have been promoted and haven't collected your promotion card yet, you can collect it from the Training Card Table. Your promotion will be recorded with a sticker on the back of your training card

The colours will be as follows:

Class 1 to 2 - Pink

Class 2 to 3 - Orange

Class 3 to 4 - Green

Class 4 to 5 - Red

Class 5 to 6 - White

Class 6 to 7 - Black

Class 7 to 8 - Gold

The sticker will be dated and initialed at the time of recording. If you have any questions, please see the Secretary.

## ATTENDANCE LIST

If you wish to know how many times you have been down at the club the list is up on the Noticeboard. A new list is printed at the start of each month.



## **WANTED: A RARE BREED WILLING TO HELP OTHERS ( INSTRUCTORS )**

Our Instructors truly are a rare and valuable breed and we would love for YOU to join them. Instructing is very rewarding, just ask any of the Instructors on a Saturday afternoon and they will tell you of the joy they experience in seeing members succeed with their training. If you have ever thought of becoming an Instructor then please talk to Ken Buckley, who will be more than happy to help you begin your journey into the fabulous world of Instructing.

## **SOFT TRAINING TREATS**

The Office now has homemade dog treats for sale. These soft treats are perfect for training your dog. The treats are available in 200gram bags and cost \$2.00 per bag.

## **SOCIAL WALK**

Everyone is able to participate in the social walk, no matter what class you and your dog are in. The social walk will depart from the grassy area in front of the clubrooms. This provides a great way to give your dog a little social exercise before class. Instructors will be conducting the walk to ensure everything runs smoothly. So look for an instructor in an orange vest out in front of the clubrooms each Saturday at 1:00pm.

## **JUNIOR AWARD PRESENTATION**

As the 2011 last day of training was cancelled due to being washed out we were unable to present our end of year Junior Awards. So the committee has made the decision to have the presentation on the 18th February 2012, weather permitting of course. To make a day of it the committee has also decided to have a sausage sizzle on the day. So come down and help celebrate the fine achievements of our junior members.

## **END OF YEAR AWARD DETAILS**

All the end of year Club award winners and those members, who gained titles in 2011, will be published in next month's Wagger.

## **VALE**

My best mate and friend - Brody.

I just thought I would let you all know that I had to get Brody, my Golden Retriever put to sleep on 28<sup>th</sup> December. He was 11 ½ years old. As a lot of you would know, he was diagnosed with Cushings (Pituitary) in May 2011 and was on medication. He became lame in his right back leg before Christmas after stumbling up a gutter. X-Rays revealed no permanent damage at that time. On 27<sup>th</sup> December, he tumbled down some steps at Ocean Grove dog beach (his favourite spot) and became lame again. He had fractured his hip and was also diagnosed with advanced Osteosarcoma (bone cancer) and the kindest thing to do was to put him to sleep. He is no longer in pain but in a better place with no doubt many beaches to run. Wonderful, kind and much loved, my beautiful boy, I miss you dearly.

Bambi Dodd

Sincere condolences from us all to Bambi Dodd on the loss of her beloved dog Brody.



# WELCOME TO OUR NEW MEMBERS

## November 2011

Name		Dog's Name	Dog's Breed
Berry Cahyadi	and	Obi	Maltese X
Peter Cann	and	Toby	Border Collie X
Mary Cann	and	Toby	Border Collie X
William Cann	and	Toby	Border Collie X
Lauren Cann	and	Toby	Border Collie X
Dannyallah Cini	and	Diesel	German Shepherd Dog
Danny Cini	and	Diesel	German Shepherd Dog
Domi Cordoba	and	Lou-Lou	Maltese X
Kirsten Craigie	and	Oscar	Whippet
Alicia De La Pena	and	Lou-Lou	Maltese X
Alexander Dumas	and	Lily	Golden Retriever
Raquel Dumas	and	Lily	Golden Retriever
Leann Dumas	and	Lily	Golden Retriever
Elsa Hoggard	and	Nessa	Collie Smooth
Karen Hoggard	and	Nessa	Collie Smooth
Megan Hood	and	Diesel	German Shepherd Dog
Enya Moore	and	Candy	Labrador Retriever
Karen Novak	and	Bruce	Bull Arab
Dayn Scott	and	Deebo	English Staffy
Anirudh Sharma	and	Romeo	Labrador Retriever
Kirsty Sharma	and	Romeo	Labrador Retriever
Danny Smart	and	Mitzy	Maltese X
Shelley Smart	and	Mitzy	Maltese X
Chloe Teao	and	Tyson	German Shepherd Dog
Ryan Trahar	and	Lola	Lowchen
Lou Trahar	and	Lola	Lowchen
Leonie Williams	and	Pepper	Alaskan Malamute X
Treylan Williams	and	Pepper	Alaskan Malamute X
Davante Williams	and	Pepper	Alaskan Malamute X
Stephen Williams	and	Pepper	Alaskan Malamute X
Dianti Wulandari	and	Obi	Maltese X

## ADDITIONAL DOG

Elizabeth Coutts	and	Kate	Jack Russell
Karen Hoggard	and	Casey	Border Terrier
Elsa Hoggard	and	Casey	Border Terrier
Elsa Hoggard	and	Caber	Border Terrier
Ryan Trahar	and	Wednesday	Lowchen
Ryan Trahar	and	Pugsley	Lowchen
Lou Trahar	and	Pugsley	Lowchen
Lou Trahar	and	Wednesday	Lowchen



# TRIALING MEMBERS

*The club donates a sash for "HIGHEST SCORING WERRIBEE MEMBER IN TRIAL" at selected obedience trials held throughout the trialing year.*

*For members to be eligible to win one of these beautiful sashes you must state the following in the specific area for "Club" on your trial entry form :- "WERRIBEE O.D.C. INC"*

*Below are the obedience trials at which sashes will be awarded for 2012. Remember, it is your responsibility to include the club name as written above on your entry. W.O.D.C. is not sufficient as there are other obedience clubs which have the same initials as Werribee e.g. Warringal, Warragul and/or Warrnambool.*

*You do not have to get a qualifying score.*

*Please let us know if you are awarded a sash so we can put it in the newsletter.*

BROADMEADOWS OBEDIENCE DOG CLUB INC.	24/06/12
GEELONG OBEDIENCE DOG CLUB INC.	15/07/12
V.C.A. INC. STATE OBEDIENCE TRIAL	04/08/12
MOORABBIN & DISTRICT OBEDIENCE DOG TRAINING CLUB	26/08/12
NORTHERN OBEDIENCE DOG CLUB INC.	09/09/12
BALLARAT DOG OBEDIENCE CLUB INC.	16/09/12
MELTON OBEDIENCE DOG CLUB INC.	23/09/12
WERRIBEE OBEDIENCE DOG CLUB INC:-	
HIGHEST SCORING COMMUNITY COMPANION DOG	27/10/12
HIGHEST SCORING NOVICE DOG	27/10/12
HIGHEST SCORING OPEN DOG	27/10/12
HIGHEST SCORING UTILITY DOG	27/10/12
HIGHEST SCORING UTILITY DOG EXCELLENT	27/10/12
GISBORNE & DIST. OBEDIENCE DOG CLUB INC.	28/10/12

*Note: When clubs hold Double Obedience trials the club sash will only be presented at the morning trial, except for our own trials.*

## APPLYING FOR A TITLE

*All members gaining titles, remember it is your responsibility to apply for your title on the application form available from the clubrooms.*

*All pass cards must be sighted and verified by a Committee Member.*

*All members must meet the criteria as stipulated in the Club's Trophy Policy - Clause 4 (b) which states that a member must attend a minimum of 17 training sessions of which 10 must be a Saturday in any training year, to be eligible to receive a Trophy.*

*The Club trialing year commences on the 3<sup>rd</sup> Saturday in November and concludes on the 2<sup>nd</sup> Saturday in November the following year. This means the 2012 trialing year commences on 19<sup>th</sup> November 2011 and will conclude on 10<sup>th</sup> November 2012.*



*Late title applications will not be accepted after this date.*

*All other Club Awards must meet the above criteria also.*

## HAPPY TRIALING!!!



## OUR SPONSORS

When and wherever possible, please support the following businesses, as they support our club:



HOPPERS CROSSING VET CLINIC & HOSPITAL  
LISTENING, CARING & PROVIDING CHOICES

Dr Joe Covelli  
Dr Kristi Green  
Dr Veronica Damian  
Dr Sarah Toogood

5 Barber Drive, Hoppers Crossing, 3029

Phone 9748 – 6644

[www.hopperscrossingvet.com.au](http://www.hopperscrossingvet.com.au)



WYNDHAM VETERINARY CLINIC

Dr. John Watts  
Dr. Roshni Vaitha  
Dr. Kristie Jennings  
Dr. Rebecca Mann  
Dr. Carmen Chan

133 Market Road, Werribee, 3030  
Phone 9742 – 5556

[www.wyndhamvet.com.au](http://www.wyndhamvet.com.au)

## THANKS FOR YOUR SPONSORSHIP



# PROMOTIONS

November 2011



<i>Date Promoted</i>	<i>Promoted</i>		<i>Handlers Name</i>	<i>Dog Name</i>
	<i>From</i>	<i>To</i>		
12/11/2011	Class 2	Class 3	Anna Kewish Carol Ruis	& & Buddy Cheri
19/11/2011	Class 1	Class 2	Jamie Bates	& Azura



**CONGRATULATIONS TO YOU ALL!**



# 10 REASONS TO ENJOY OBEDIENCE

## 1. **INCREASED TRUST AND RAPPORT WITH YOUR DOG:**

The work you do together to train for obedience increases your dog's attentiveness to you – especially your subtle body signals – and teaches it to listen to you. In turn, you learn your dog's quirks and idiosyncrasies and learn to anticipate its misbehaviours before they occur.

## 2. **NEW FRIENDS:**

It is a lot of fun to work together with other folks who understand the teamwork you are aspiring to with your partner. When participating in obedience, you are with like-minded folks who are as dog-oriented as you are.

## 3. **ACHIEVING A HIGHER LEVEL OF UNDERSTANDING:**

The meshing of minds between you and your dog is an indescribable joy and I have only achieved this synergy while in training. The longer you work together, the better this bond becomes.

## 4. **YOUR DOG WILL BE A SAFER PET:**

With increased obedience comes increased safety, as a natural product of the respect you earn from your dog. When you speak, it listens. If you are in traffic and your dog gets loose or you have an accident and your dog runs free, the fact that your dog has learned to respond consistently to your commands could save its life.

## 5. **LEARNING NEW BEHAVIOURS BECOMES EASIER:**

The more often you challenge your dog's mind, the better it will work.

## 6. **MORE QUALITY TIME WITH YOUR DOG:**

Training for obedience is an opportunity to have some fun! I preach this ad nauseam to my students, and it is very important. If training isn't fun for both of you, neither will want to practice. So, find ways to make it fun, and you'll be shocked to discover that you are looking for excuses to train.

## 7. **EXERCISE FOR BOTH OF YOU:**

Why not take the opportunity to make fun time exercise time as well? A bit of quick heelwork at a run, some Frisbee sessions with a recall included, and you and your dog have both gotten some exercise and had fun training time. Build up to make sessions as strenuous as you want.

## 8. **TRAVEL OPPORTUNITY:**

It seems an odd way to get some travel time under belt, but obedience trials are often in places you might not have otherwise thought to visit. Take the time to enjoy the scenery when travelling with your bud!

## 9. **OPEN DOORS INTO OTHER SPORTS:**

Once your dog understands the basic principles of obedience, it will be prepared to handle some of the other fun doggy sports out there, such as agility, tracking, and doggy dancing (freestyle obedience), to name just a few. The building blocks of rapport, precision and fun that you are placing in obedience training are a foundation for even more opportunities to have fun competing as a team.

## 10. **MEMORIES:**

I have owned quite a few dogs, all of which I've loved dearly and missed even more when it was time to say goodbye. Somehow, the dogs whose memories are clearest and hold the most meaning for me are the dogs with which I built a relationship as a team while working for a common goal. The strongest and dearest memories are those of my obedience and therapy dogs, with which I have had the good fortune to share some amazing and wonderful experiences.

By Lyn Richards





# SNAKES

When walking your dog in the areas adjacent to the Clubrooms, around Presidents Park and especially down by the River be on the lookout for Snakes, as they are out and about at this time of the year.



# Heat and Your Dog

Many pets die each year because they are left inside a car on hot days. The temperature inside a car on a hot sunny day can exceed 60 degrees Celsius. In about ten minutes this temperature will cause heat stroke, brain swelling, and heart and lung failure in your pet. On really hot days a partly open window is still not enough to keep your pet from suffering heat stroke. Please do not be ignorant of the dangers. Never leave your pet inside a car on a hot or even just a warm day, as you will risk severe stress and even death.

from the Hoppers Crossing Vet Clinic & Hospital Gazette Spring/Summer 1997 Issue.

Telephone 9748 6644



# COME INSIDE

Did you know another world is inside the clubrooms?

Inside the clubrooms you will not only find your training cards and the toilets

But also:

## OUR GREAT CANTEEN

Stocking a wide range of items. You will find yummy treats such as bags of chips, chocolate bars, hot items like Pies, Pasties and a variety of cold drinks to wash it all down with.

## EQUIPMENT

Not only do we look after the humans, but we also look after your dog, with a range of dog treats, leads, collars, head collars and everything you need for training with your dog.

## MERCHANDISE

The committee will assist you with your selection of official club merchandise.

You can also buy car stickers and iron on transfers for example as a way of supporting the club.

Members are also welcome to help themselves to the free tea and coffee facilities, which are located straight across from the front door. If you like you can make a donation in the donation tin on the bench.

The club also has a licensed bar, so why not come inside and have a cold beer, wine or soft drink after a hard day of training your dog.

**REMEMBER:** The clubrooms are a dog free zone, no dogs are allowed in the clubroom, humans only. The committee look forward to see you inside.



## CLUB MERCHANDISE

Ladies Polo Shirt	Sizes 8 – 24	\$30.00 each
Men’s Polo Shirt	Sizes S – 5XL	\$30.00 each
Polar Fleece Top – Black ( Half Zip )	Sizes XS – 3XL	\$40.00 each
Polar Fleece Top – Black ( Full Zip )	Sizes XS – 3XL	\$35.00 each
Polar Fleece Vests – Black	Sizes XS – 3XL	\$35.00 each
Inna Jackets (Black/Black Lining) <i>Water Resistant/Polar Fleece Lining</i>	Sizes XS – 3XL	\$60.00 each
Baseball Caps		\$10.00 each
Beanies – Black or Navy		\$10.00 each

The Baseball Caps and Beanies are available at the Clubrooms and do not have to be ordered.

## ORDERING CLUB MERCHANDISE

We have a variety of sizes of the Polar Fleece Tops in the Clubrooms for you to try on. Any Committee Member will be more than happy to help you choose the correct size and in completing the Merchandise Order form. Please note that all polar fleece tops come in both men and ladies sizes.

Merchandise is available in Men’s, Women’s and Children’s sizes. All merchandise will come with the WODC logo. No exception will be made.

A minimum of 50% deposit is required when an order is placed and the balance paid when you receive your order. The order forms can be found in the blue box on the Merchandise Rack. For \$5.00 - \$10.00, you can have your official WODC items personalized.

When placing your order for the current month, please be aware that all orders are placed at the end of the month and then delivered two weeks later. So if you place the order with the club on say the 5<sup>th</sup> May, it will not be ordered with the supplier until the end of May. They will then be supplied to the club two weeks later.

Colleen Bushell  
Merchandise Officer

### WERRIBEE OBEDIENCE DOG CLUB MERCHANDISE ORDERING FORM

Name: \_\_\_\_\_ Phone: \_\_\_\_\_ Mobile: \_\_\_\_\_

Email Address: \_\_\_\_\_

Description of Item: \_\_\_\_\_ Size: \_\_\_\_\_ Quantity: \_\_\_\_\_

Order Taken By: \_\_\_\_\_

Order Given to Merchandise Officer On: \_\_\_\_\_ Order delivered on: \_\_\_\_\_

Personalised: \_\_\_\_\_ Total Cost of Order: \_\_\_\_\_ Deposit: \_\_\_\_\_



# KEEP YOUR PET COOL THIS SUMMER

It's great to enjoy summer with your pet. But it's also the time when they have the greatest risk of injury and heat-related health problems. So here are some tips on keeping things cool this summer.

**WATCH FOR SIGNS OF HEATSTROKE** - Rapid panting, hot skin, twitching muscles, a dazed look. Wrap them in a towel soaked with cool, not cold, water. In severe cases, place them in the bathtub. Heatstroke can be fatal. See a vet as soon as possible.

**NEVER LEAVE YOUR PET IN A PARKED CAR** - Not even if you crack the windows or park in the shade. On a 30c degree day, the car temperature can rise above 75C in minutes. It's extremely dangerous, and the Number One cause of heatstroke.

**KEEP VACCINATIONS UP-TO-DATE** - This is the time when most pets come in contact with other animals, at parks, campgrounds, etc.

**ALWAYS PROVIDE PLENTY OF FRESH WATER** - Dogs can only sweat through the pads of their feet and by panting. Evaporation from the wet surfaces of their mouth and nose helps lower body temperature.

**STOP EXTERNAL PARASITES BEFORE THEY BITE** - Fleas, ticks and ear mites thrive in warm, humid environments. See a vet for a preventative program.

**ALSO AVOID INTERNAL PARASITES** - Be sure your dog has been heartworm tested and is on a preventative.

**WATCH FOR HOT PAVEMENT AND BEACHES** - Sensitive paws burn easily.

**FIND A COOL SPOT** - For indoor pets, keep the air circulating with a child-proof fan or air conditioner. Provide shade for outdoor pets. A gentle sprinkle from a hose is always appreciated.

**THE STREETS AREN'T SAFE** - Don't let your pet roam. Just in case – make sure your pet is registered. Many dog fight injuries and bite wounds occur in summer and of course, your pet is no match for a car.

**THE BACKYARD ISN'T ALWAYS SAFE EITHER** - Be cautious of pesticides and herbicides. Read the precautions for lawn chemicals carefully and keep pets away from newly-treated yards. If pets come in contact with chemicals, wash their feet, abdomen and chest thoroughly, then contact the vet.

**BRUSH AFTER EVERY WALK** - Frequent brushing provides early warning of parasites and skin infections by lifting the coat, permitting a view of the skin below.

**IT'S ALLERGY SEASON** - People sneeze. Pets scratch. Common pet allergies include pollen, grass and weeds. If your pet scratches excessively or chews at its paws, see your local vet.

**WATCH THE EXERCISE AND DIET** - Don't encourage exercise during the hottest part of the day. Feed them less. Overeating can lead to overheating.

**NOT EVERY DOG PADDLES WELL** - Animals in the water for the first time should be eased in, never thrown or chased in. Don't let them drink from lakes, streams or the ocean. If they swim, rinse them off. Salt and minerals can damage a dog's coat.

**SUNBURN** - Is no day at the beach - it hurts. Short-haired pets and those with pink skin and white hair are especially susceptible. Limit their exposure.

Source: [www.worldkennelclub.com/wkctips.html](http://www.worldkennelclub.com/wkctips.html)



## MOST COMMON DOG NAMES AT THE CLUB

Dog Name	Numbers
Bella	10
Lucy	7
Ruby	7
Max	6
Bear	6
Molly	6
Jet	5
Toby	5
Charli	4
Lacey	4



## MOST COMMON DOG BREEDS AT THE CLUB

Dog's Breed	Numbers
Border Collie	38
Labrador Retriever	34
Golden Retriever	31
German Shepherd Dog	28
Australian Shepherd	14
Cavalier King Charles	12
Jack Russell	12
Staffordshire Bull Terrier	12
Border Collie X	11
Rottweiler	11



# FOUNDATION AGILITY

## Learn the basic handling skills needed to train in agility

Foundation Agility will be conducted from 11:00am to 12:00 noon on the first Saturday of the month.

- Foundation Agility is open to dogs in class 2 and above. There is no pre-requisite age for the dog.
- Dogs will not be jumping or weaving in the foundation class.
- Handlers must be over 7 years of age.
- Dogs must be trained on a fixed or buckle collar. No correction chains are to be worn.
- Handlers will need to bring training treats and a motivational toy.

This is a great way to learn about the sport of Agility. So bring yourself and your dog along to learn what all the fuss is about. There is no extra charge to attend this class.

# AGILITY TRAINING

**Saturday Agility training is from 11.00am to 1.00pm.  
Training commences at 11.00am with setting up of equipment.**

## Pre-requisites to participate in Agility training are:

1. Your dog must be a minimum of 15 months of age.
2. Handlers (must be over 7 years of age).
3. Dogs must be in Class 3 (WODC Inc. level) or above to participate **OR** you and your dog have attained 2 passes towards either their Agility or Jumping title or have gained a title (Must be same dog and handler).
4. All use of equipment must be under the supervision of the appointed instructor/s.
5. All dogs to be trained on a fixed/buckle collar – NO correction chains to be worn.
6. Members wishing to attend these classes will be required to help with **BOTH** setting up and pulling down and storing of equipment. Turning up late and/or leaving early without assisting with the equipment set-up/pack-up is frowned upon. **If you don't help out you will not be able to participate.**
7. No dogs are to be off-lead during setting-up or pulling down of equipment.
8. For safety/health reasons overweight dogs will not be permitted to participate in Agility training.
9. It is advisable that you do some warm up exercises with your dog/s prior to commencing any agility training.
10. It is essential that you wear suitable non-slip footwear.

It is **YOUR** responsibility to contact **Colin McInnes** on **040 732 8668** or **Elizabeth Coutts** on **0412 088 575** to find out when the next agility training session will be conducted **OR** ask either of them at training to see if agility training is on the following Saturday.

## Please Note:-

Agility training is conducted on Saturday's **ONLY** when Instructors are available.

There is **NO** Agility conducted when we are having a Funday or any other special event.

For everyone's safety Agility training will only be conducted if the weather and ground conditions are suitable.

**Wednesday Night Agility training** is only conducted on the 1<sup>st</sup>, 3<sup>rd</sup> and 5<sup>th</sup> Wednesday of each month, commencing with equipment set-up at 7.30pm. A **\$2.00 fee per dog** will apply if the flood-lights need to be turned on.



clipart courtesy: [www.bcbuddies.org](http://www.bcbuddies.org)



# RING TRAINING

## CLASS 4, 5, 6, 7 & 8

The trial training rings and equipment will be set up from 1.00pm after the Agility have packed up and left the training ground. A pre-requisite to using the rings is that **everyone** who uses the rings must help with the setting-up and packing up of equipment. Those members who do not help out will be asked to do so. The designated starting time for Class 6 is **1.30pm**. Class 7 is **1.10pm**, Class 8 (UDX) will be between **1.20pm and 2.50pm** with Class 5 using the same ring after UDX, between **3.00pm and 4.15pm**. Depending on numbers, classes 6 & 7 should finish at approximately 3.30pm.

### TO USE THE RINGS: –

You are required to put your name down on the designated class clipboard/s, which are located on the canteen counter. You can only put your name down, not other members. You need to indicate if you are going to help with setting up or packing up. The rings are run on a first in, first served basis. If you set up equipment for your own use and no-one else is planning on using it, then please place it back onto the equipment trolley. Please be considerate time-wise in the rings and stick to your allotted time and **do not** overstay your welcome. Importantly, ensure you make arrangements for someone to put you through before your allotted time slot starts.

### THE GROUP STAY EXERCISES WILL BE CONDUCTED AT 2:30PM FOR ALL TRIALING NOVICE, OPEN AND UTILITY.

**For Stays** - a search party for your participation **WILL NOT** be conducted. Make yourselves available at the designated time or unfortunately you may miss out. Normal ring practice will resume at the conclusion of the group stay exercises. After ring training is finished, members can organise amongst themselves extra stay exercises if required.

Instructors are not appointed for Classes 6, 7 & 8 members. This is a self-help situation. As there are experienced trialing members who are more than qualified to help you and your dog if you so wish. Make yourselves available to assist others as they would to you. If you give a little, you may get a lot in return! Should you be in need of instruction for Open or Utility/UDX exercises all you have to do is ask someone at the rings. Any concerns or issues regarding Ring training should be directed to the President or Secretary.

## CLASS 5 (Ring Use at 3.00pm ~ Aspiring Triallers only)

A Novice ring is now being provided for Aspiring Trialers or current Class 5 trialing members. After the UDX dogs have finished the novice ring will start with the first dog at **3.00pm** after the 2.30pm Group Stays.

The criteria to enter the Novice ring is:

1. Your dog must have achieved its CCD title (Community Companion Dog Title) or you are currently trialing your dog in Novice.

Please Note: You are not to enter the ring and train by yourself, you **must** have an experienced person put you through.

## CLASSES 4 & 5 (Normal Class 4 & 5 at 3.30pm)

To use the rings you must enter normal class 4 or 5 first, which is conducted at 3.30pm. If an instructor is available they will be appointed to take the ring then and only then may you have use of the ring. Remember though, if no instructor is available, then, no ring practice.



## OUR SPONSORS

When and wherever possible, please support the following businesses, as they support our club:



### POTTER CHIROPRACTIC CENTRE

Dr Bradley J. Potter  
Graduate Diploma in Animal Chiropractic

320 Heaths Road, Hoppers Crossing, 3029

Phone 9974 - 1991

[www.potterchiropractic.com.au](http://www.potterchiropractic.com.au)

### McINNES ENGINEERING PTY LTD

Turning – Milling- Grinding  
Small Fabrications  
Special Purpose Machines

476 Geelong Road  
West Footscray, 3021

Phone: 9314 - 8551

### FOURSTAR PRINTING

Chris Thomas  
Pan Printing, Photocopying  
Bookbinding, etc

21 Clitheroe Drive  
Wyndham Vale, 3024

Phone: 9742 – 5960

or

0414 701 821

Email: [chris@fourstar.net.au](mailto:chris@fourstar.net.au)

## THANKS FOR YOUR SPONSORSHIP



# WAGGERS ON TRIAL

*If you would like your trial results printed in the Werribee Wagger, please pass your results onto the Editor. Due to the limited space in the Wagger, only qualifying passes will be printed. You can also email your results to: [newslettereditor@werribeeobediencedogs.org](mailto:newslettereditor@werribeeobediencedogs.org) OR collect a form from the training table, fill it out and leave it at the office counter.*

## **DOG PHOTO'S ON THE WALL:**

*If your dog gains a title we would love to display their picture on the wall. The pre-requisite for a dog picture to go on the wall is that the dog must have gained an obedience, tracking, agility or endurance title first. You will need to provide an 8"x 10" picture (portrait only) and all your dog's relevant details for a photo to go up on the wall. It is also your responsibility to inform the Secretary in writing if you require that your dog's photo details need to be updated at any stage. If you have any queries, talk to the Secretary.*

## **DANCING WITH DOGS**

### **Dogs Victoria State Trial - 26/11/11**

*Debbie Conway and Matilda achieved a title "Dancing with Dogs Freestyle Starter"*



*Keep those results rolling in!*

**HAPPY TRIALING!**



## GIVE ME SPACE

We occasionally have dogs at the club that require some 'space' around them. Like people, all dogs are different and some dogs don't cope very well when their space is encroached upon by handlers or other dogs. These 'Give Me Space' vests are not exclusively for dogs with aggression issues, but also for dogs that may have fear-based behaviours. To identify these dogs, they wear a yellow vest, similar to the picture below.



By a dog wearing these space vests the club believes it is a safe way for the dog to still participate in their class and slowly socialise and integrate within their training class. This also makes the class as safe as possible for all handlers and their dogs and instructors too. Remember, we are working with animals, so we need you, our members, to learn to recognize when these dogs are wearing these vests and give them the space that they require. If you are around the clubrooms or in class and see a dog with a vest on, please assist the handler and their dog by keeping your dog well away. You may be asked to move further away by the owner if they feel you are too close, please respect their request.

If you believe your dog would benefit from wearing a space vest please discuss it with the Chief Instructor. Please do not get offended if your dog is asked to wear a 'space vest' in class. We have vests for small dogs and up to large dogs.

If your dog is required to wear a space vest:-

- Enquire/or collect one from the office, at least 10-15 minutes before your class starts.
- We will require a \$5.00 refundable deposit when you pick up the space vest.
- The vest must be returned promptly at the end of your class, so members from the next hour can access it.
- The vest is only for use on the training ground.
- Do not let your dog swim in the lake with the vest on.
- Your deposit will be returned to you when you return the vest after class.
- If any vest is returned damaged your refund will be forfeited.

Please **REMEMBER** to tidy up after **YOUR DOG**.



# TRAINING TIMES

## SATURDAY

PUPPIES & CLASS 1	1.30PM TO 2.20PM
CLASS 2 & CLASS 3	2.30PM TO 3.20PM
CLASS 4 & CLASS 5	3.30PM TO 4.20PM
CLASS 5 - (Ring Training only)	3.00PM TO 4.15PM
CLASS 6 - (Ring Training)	1.30PM TO 3.30PM
CLASS 7 - (Ring Training)	1.10PM TO 3.30PM
CLASS 8 - (Ring Training)	1.20PM TO 2.50PM

## MID-WEEK

**PLEASE NOTE: UNTIL FURTHER NOTICE THERE WILL BE NO TUESDAY NIGHT RING TRAINING.**

## WEDNESDAYS

### OBEDIENCE

Every 2<sup>nd</sup> and 4<sup>th</sup> Wednesday

### COMMENCING TIME

7.30PM through to 8.30pm

This night is structured as per Saturday classes.

Criteria:

Members who are in **Classes 2 and above** are permitted to attend. **NO PUPPY OR CLASS 1 can participate**

### AGILITY

Every 1<sup>st</sup>, 3<sup>rd</sup> and 5<sup>th</sup> Wednesday

### SET UP TIME

7.30PM

You must help with the set-up and pack-up of equipment.

Criteria:

All handlers must be over 7 years with dogs over 15 months of Age and the team must be in class 3 or above.

### Please Note:

Classes will be cancelled if instructors are not available or the weather or ground conditions are unsuitable for training. The Clubs heat policy will be enforced at all times during training.

There is a **\$2.00 fee per dog** applicable if the flood-lights are required to be turned on

## FUNDAYS

### JUDGING BEGINS AT 1.00PM FOR ALL CLASSES.

Entry forms and entry fees for Fundays are only taken two weeks prior to funday dates. Check-in time is from 12.30pm to 1.00pm. Fundays are an all afternoon event so please stay for Presentations at the end of the day.

**There is No Normal Obedience Training or Agility conducted on Fundays.**



# TRAINING GROUND

Not to scale

*Over Flow Car Park*

*General Members Parking*

*Committee Parking*

*Tree Line*

## MEMBERS - PLEASE NOTE:

Unless you are training a dog, instructing or on official club business, do not go pass these lines whilst training is in progress.

*Clubrooms*

*Training Rings*

*Tree Line*

*Car Park*



# CLASS EXERCISES

**PUPPY CLASS** All Exercises as per Class 1 – plus retrieving, puppy play and socialisation.

**CLASS 1** All exercises on Loose Lead.  
Heel on lead with right turn and right about turn  
Sit (Voice and lead/manually sit)  
Drop (from sit position)  
Stand – alongside handler  
Sit-Stay (10 seconds, handler return around dog)  
Recall (on lead, 4 metres) Progressing to handler returning around dog

**CLASS 2** All Class 1 exercises plus:  
Heel on lead, plus left turn and left about turn  
Stand Stay (on lead)  
Sit Stay (30 seconds)  
Drop Stay (30 seconds - Handler returns around dog)  
Slow pace  
Recall (on lead - Handler returns around dog)  
Dog Introduction

**CLASS 3** All Class 1 & 2 exercises plus:  
Drop (whilst heeling)  
Figure of Eight  
Fast Pace  
Stand for Examination (Introduce lightly running hand over back & head)  
Sit Stay (approx. 6 metres – 60 seconds with lead on the ground)  
Drop Stay (approx. 6 metres – 60 seconds with lead on the ground)  
Recall Off Lead (maximum of 10 metres – lead up on lead)  
Finish on Lead  
Introduction to the Dumbbell (exercise done 2<sup>nd</sup> and 4<sup>th</sup> Saturday of each month – time permitting)

**CLASS 4** (CCD) All Class 1,2 & 3 exercises plus:  
Introduction to off lead heeling  
Heeling on Lead, lead in left hand  
Change of Position Exercise – Drop in front of handler/lead on/return  
Stand for Examination (on lead – 750mm from dog)  
Recall (full exercise – at least 12 metres – no finish)  
Sit Stay (1 minute – approx. 12 metres off lead)  
Drop Stay (2 minutes – approx. 10 metres off lead)  
Introduction to Retrieve Dumbbell Exercise (time permitting)  
Introduction to Broad Jump (time permitting)

**CLASS 5** (NOVICE) All Class 1,2,3 & 4 exercises plus:  
All ANKC Novice Class Exercises including both optional exercises  
All Stays with Distractions

(Note: To be promoted from Class 5 to 6 you must attain two passes under an aspiring judge at a club Funday or two passes in the Novice class at a Trial, or a combination of one each).

**CLASS 6** (OPEN) Full Open Routine - All ANKC Open Class Exercises

(Note: To be promoted from Class 6 to 7 you must attain one pass under an aspiring judge at a club Funday or one pass in the Open class at a Trial).

**CLASS 7** (UTILITY) Full Utility Routine (UD) - All ANKC Utility Class Exercises

**CLASS 8** (UDX) Full Utility Dog Excellent Routine All ANKC Utility Dog Excellent Class Exercises

**PLEASE NOTE:** - DO NOT ATTEMPT ANY OF THE EXERCISES BELOW WITHOUT FIRST HAVING BEEN **PROPERLY** INSTRUCTED BY A CLUB INSTRUCTOR.

**CLASSES 4,5,6,7,8 (TRIALING MEMBERS) – PLEASE INFORM THE SECRETARY IF YOU GAIN A PASS OR TITLE WHEN TRIALING SO YOUR TRAINING CARD CAN BE UPDATED.**



# CLUB CALENDAR

FEBRUARY	4	INDUCTION DAY
	6	TCC MEETING
	8	MID-WEEK OBEDIENCE RESUMES
	15	MID-WEEK AGILITY RESUMES
	18	JUNIOR PRESENTATION (2011 AWARDS)
	20	COMMITTEE MEETING
	25	2 <sup>ND</sup> INDUCTION DAY (IF REQUIRED)
MARCH	4	WEERAMA PROCESSION
	5	TCC MEETING
	10	NO TRAINING – LONG WEEKEND - Labour Day
	19	COMMITTEE MEETING
	24	1 <sup>ST</sup> FUNDAY
	25	MELB.UNI. OPEN DAY –DEMO
APRIL	7	NO TRAINING – EASTER BREAK (6-9 April)
	14	INDUCTION DAY
	15	WYNDHAM CITY COUNCIL EXPO - DEMO
	16	TCC MEETING
	23	COMMITTEE MEETING
	25	NO MID-WEEK TRAINING – ANZAC DAY
MAY	5	INDUCTION DAY
	7	TCC MEETING
	20	RSFCA MILLION PAWS - DEMO
	21	COMMITTEE MEETING
	26	2 <sup>ND</sup> FUNDAY
JUNE	2	INDUCTION DAY
	4	TCC MEETING
	9	NO TRAINING – QUEENS BIRTHDAY WEEKEND
	18	COMMITTEE MEETING
JULY	7	INDUCTION DAY
	9	TCC MEETING
	16	COMMITTEE MEETING
	28	FINAL SATURDAY DATE FOR RENEWAL OF MEMBERSHIP
AUGUST	4	INDUCTION DAY
	6	TCC MEETING
	20	COMMITTEE MEETING
	25	3 <sup>RD</sup> FUNDAY
	27	AGM CLOSE OFF DATE FOR AGENDA & NOMINATIONS
SEPTEMBER	1	INDUCTION DAY
	3	TCC MEETING
	17	ANNUAL GENERAL MEETING
	24	COMMITTEE MEETING
OCTOBER	6	INDUCTION DAY
	8	TCC MEETING
	15	COMMITTEE MEETING
	20	DOUBLE OBEDIENCE TRIAL – NO TRAINING
NOVEMBER	3	NO TRAINING (MELB.CUP LONG WEEK-END)
	10	INDUCTION DAY
	10	CLOSE OFF DATE FOR TROPHY APPLICATIONS
	12	TCC MEETING
	19	COMMITTEE MEETING
	24	JUNIOR PRESENTATION – LAST TRAINING DAY
DECEMBER	1	SENIOR PRESENTATION NIGHT
	6	COMMITTEE/INSTRUCTORS

