

# WERRIBEE WAGGER



## APRIL 2010

Hope You Had A Happy & Safe Easter!!

Werribee Obedience Dog Club Inc. - Established 1976

ACN: A0009348R ABN: 51 279 508 568

Website: [www.werribeeobediencedogs.org](http://www.werribeeobediencedogs.org)

Email: [info@werribeeobediencedogs.org](mailto:info@werribeeobediencedogs.org)

Postal Address: P.O. Box 2, Werribee, 3030

Clubroom Phone No: 9742-2277 (Saturday PM only)

Induction/Information officer: Renee - 9749-5279 or Rachelle - 0417 052 566

(Between 7pm-9pm Mon-Fri ONLY!!)

If you would like to contribute any articles for publication, trial results etc. please give them to the Editor - or email to: [rachellebuckley@hotmail.com](mailto:rachellebuckley@hotmail.com)

# CLUBROOM TELEPHONE - 9742 2277

## COMMITTEE

### OFFICE BEARERS

<b>PRESIDENT</b>	FRANK VALASTRO
<b>VICE PRESIDENT</b>	BRIAN BUSHELL
<b>SECRETARY</b>	RENEE ASHMAN
<b>ASSISTANT SECRETARY</b>	RACHELLE BUCKLEY
<b>TREASURER</b>	MAUDE ASHMAN
<b>ASSISTANT TREASURER</b>	PETER HALLGARTEN

### GENERAL COMMITTEE MEMBERS

JEANETTE BUCKLEY	ALFRED CASSAR	PETER ELEY	KATHLEEN HALLGARTEN
COLIN McINNES	PETER MILLER	TILLY WILLIAMS	

## INSTRUCTORS

### CHIEF INSTRUCTOR

PETER MILLER (Mobile: 0407 170 258)

### OBEDIENCE INSTRUCTORS

MAUDE ASHMAN (VCA Licensed Instructor)	ROBERT RHODES
COLIN McINNES	IBBY SONGUR
DONNA BUCKLEY	LYNN KLECKA
JOHN HEATH	KEN BUCKLEY
DANIELLE GLAUBITZ	MARIE FELSOVARY
HEATHER TAYLOR	JULIE ANTOLIC

### AGILITY INSTRUCTORS

COLIN McINNES / ELIZABETH COUTTS / ROBYN JACKSON / RAY ASHMAN

### TRAINEE OBEDIENCE INSTRUCTORS

SABRINA KEMPLER

## STATEMENT OF PURPOSE

1. To promote responsible dog ownership throughout the City of Wyndham;
2. Train dogs of any breed to be obedient and companionable;
3. Conduct training classes, member's competitions, obedience trials and other fixtures as from time to time may be declared by the Committee of Management;
4. Acquire, provide and maintain lands and buildings;
5. Provide furnishings, requisites and equipment for recreational, educational or other community purposes;
6. To invest the funds of the Club not immediately required in such manner as the Members or the Committee in lieu thereof shall determine, and;
7. To purchase, hire, lease, etc. and do such things as are conducive or incidental to promoting and achieving the purposes of the club.

**Note:** "Werribee Wagger" is published on a monthly basis for members to be kept up to date with any important or general information raised by our Committee and Instructors. Articles appearing in this Newsletter are considered to be of interest to our readers, but do not necessarily express the opinions of the Committee or Editor, who accepts no responsibilities for the accuracy of claims made by advertisers in this newsletter.

# FUNDAY

Our next Club FUNDAY has been scheduled for:  
**SATURDAY - 15<sup>th</sup> May 2010**

<b>ENTRY FEE:</b>	<b>\$2.00 Per Entry</b>
<b>CHECK-IN TIME:</b>	<b>12.30PM - 1.00PM</b>
<b>JUDGING COMMENCES:</b>	<b>1.00PM - <i>FOR ALL CLASSES FROM PUPPIES TO CLASS 8</i></b>

This is your chance to demonstrate in a one on one situation your training progression so far. Instructors and aspiring judges will put you and your faithful companion through a series of exercises that have been demonstrated and practiced by you and your dog within your respective class levels. A Funday is open to ALL Members!

If you gain a score of 170pts or better, you will be promoted up to the next class level. Should you win your class or even gain a second or third placing you will be acknowledged by receiving a trophy and sash for first place and a sash for second or third. BUT, you won't know if you're a grinner unless you stay for presentation.

Fundays replace our normal training day.

It is an all afternoon event where a presentation ceremony is held at the conclusion of all classes, to acknowledge all class winners and qualifying scores, so you will not be given your score until after Presentation.

**ENTRIES AND ENTRY FEES WILL ONLY BE TAKEN ON THE 1<sup>st</sup> AND 8<sup>th</sup> OF MAY - NO ENTRIES TAKEN AFTER THE 8TH.**


**ENTRY FORMS & FEES ARE TAKEN AT THE OFFICE COUNTER**  
**IT IS YOUR RESPONSIBILITY TO ENTER IN YOUR CORRECT CLASS LEVEL.**

Voluntary Help from our membership will be required with setting up and pulling down of rings, check-in and general odd jobs throughout the day. We will also have a Raffle on the day to raise funds for the club. Last of all, your committee and your instructors also wish to participate with their dogs so there may be delays/hold-ups within you ring if your judge has to compete with his dog in another ring. Please be patient. If it's a nice day bring a rug, chairs, dog stake or crate and if wet, bring your wet weather gear and have a great afternoon.

**PLEASE NOTE: IF YOU DO NOT OFFICIALLY ENTER, YOU CANNOT PARTICIPATE ON THE DAY. THERE IS NO NORMAL TRAINING ON THIS DAY.**



# APRIL 2010



## MID-WEEK TRAINING

Any mid-week training will be conducted only if instructors are available. If the flood-lights are required to be turned on there is a Night Training fee. Cost is \$2 per dog per discipline and Name Tags must be worn. Mid-week training will not be conducted if the weather and ground conditions make it unsafe. Mid-week Obedience training is for Classes 2 and above.

The Mid-week Wednesday Night Training dates are:

<p style="text-align: center;"><b><u>APRIL</u></b> <b><u>Obedience:</u></b> <b>14<sup>TH</sup> &amp; 28<sup>TH</sup></b> <b><u>Agility:</u></b> <b>7<sup>TH</sup> &amp; 21<sup>ST</sup></b></p>
---

## TUESDAY NIGHT RING TRAINING

Tuesday Night Training is back for 2010. Tuesday Night Training will run until Tuesday 27<sup>th</sup> April. Tuesday night training for is all club members that are trialling in obedience at the moment or who are looking to get into trialling in the near future. There will be a cost of \$2 per dog to cover the cost of the lights being turned on.

## OFF LEAD SIGNS FOR PRESIDENTS PARK

New Off Lead signs have been erected at Presidents Park. There is one at the dog obedience entrance as you enter the footpath area. The Park is off lead everywhere, including the dog training ground. The Adventure Playground, Skateboard Ramp, Hockey Field and the Baseball and Softball areas (including the diamonds) **ARE NOT** off lead areas. So please make sure your dogs are on lead in these areas. Always make sure that you pick up after your dog and abide by the Wyndham City Council's Dog Off Lead Order.

## WANTED: A RARE BREED WILLING TO HELP OTHERS AKA: INSTRUCTORS

Our Instructors truly are a rare and valuable breed and they would like YOU to join them. Instructing is very rewarding, just ask any of the Instructors on a Saturday afternoon and they will tell you of the joy they get in seeing members succeed with their training. If you have ever thought of becoming an Instructor then please talk to Peter Miller who will be more than happy to help you begin your journey into the fabulous world of Instructing.

# UPCOMING DATES TO PUT IN YOUR DIARY:

3<sup>rd</sup> April - NO TRAINING - Easter Long Weekend  
24<sup>th</sup> April - NO TRAINING - ANZAC Day Long Weekend  
15<sup>th</sup> May - First FUNDAY for 2010!!  
12<sup>th</sup> June - NO TRAINING - Queens Birthday Long Weekend

## **FUNDAY - 15<sup>th</sup> May 2010**

Our first Funday for the year will be held on Saturday 15<sup>th</sup> May 2010, with check in for all members at 1pm. There will be NOT regular training on this day. Entries will be taken on Saturday 1<sup>st</sup> May and Saturday 8<sup>th</sup> May. There will be NOT entries taken on the day. Entry for the Funday will be \$2 per dog. A Funday is a great way to get some one on one time with one of our instructors and for you to receive some feedback on how your training is going.

## **CHANGES TO THE BACK OF YOUR TRAINING CARD**

As you would all be aware, currently when you are promoted the instructor signs and dates the back of your training card. It has been brought to the committee's attention on some of the cards that the signature and date is rubbing off. So, the committee has decided to try something different. In future, when your instructor promotes you, you will receive a coloured dot on the back of the training card which the instructor will date and initial. The colours will be as follows:

Class 1 to 2 - Pink	Class 2 to 3 - Orange	Class 3 to 4 - Green	Class 4 to 5 - Red
Class 5 to 6 - White	Class 6 to 7 - Black	Class 7 to 8 - Gold	

## **ATTENDANCE LIST**

If you wish to know how many times you have been down at the club the list is up on the Noticeboard. A new list is printed at the start of each month.

## **CLUBROOM EXTENSION**

As some of you may be aware the committee has made an application to have our building extended. This will mean that not only will we have bigger clubrooms but an office and more storage room. You will find the concept plans of our extension in this months Wager.

## **IT IS ALWAYS YOUR RESPONSIBILITY AT THE CLUB TO:-**

- Wear your NAME TAG whilst you are training your dog on the training ground. If you forget your name tag pick up a day pass for \$1 at the canteen counter which is refundable or if you have lost your tag it is \$1 to replace it. Name tags must also be worn to extra training sessions (ie: Wednesday night training and Agility).
- **DO NOT** approach dogs (including tethered dogs) unless with the permission from their owner.
- Keep your dog on a short lead and keep a reasonable distance from dogs whilst under the verandah to avoid any potential incidents between dogs. Respect members dogs that have a yellow space vest on and keep a reasonable distance away from their dog.
- Maintain full supervision of your children at all times and not allow them to wander the grounds unsupervised whilst training is being conducted.
- **NOT SMOKE** in the Clubrooms, under the verandah or anywhere on the training ground.
- Pick up your dogs droppings from the training ground and dispose of them immediately.

# PROMOTIONS:

## March 2010



13/03/2010

Class 2 to Class 3 Dean Scully & Winston

20/03/2010

Class 1 to Class 2 Maree Barnett & Jonsey  
Catherine Laine & Taz  
Simone Barnett & Abby

Class 2 to Class 3 Kirsty Forsdike & Faith  
Julie Antolic & Nellie

Class 3 to Class 4 Merle Sinclair & Zues

27/03/2010

Class 1 to Class 2 Travis Bean & Faith  
Michele Watts & Enzo  
Christine Ganosis & Dudley  
Cass Wilson & Backup  
Hang Bui & Lulu  
Sabrina Salins & Skylar  
Tim Monteiro & Arnie  
Jacqui Heenan & Major  
Shelley Linehan & Angel

Class 2 to Class 3 Lyn Pickering & Lexi

# CONGRATULATIONS TO YOU ALL!!!



# THANK YOU TO OUR SPONSORS

When and where ever possible, please support the following  
businesses, as they support your Club!!

## POTTER CHIROPRACTIC CENTRE

DR. BRADLEY J POTTER  
Graduate Diploma in Animal Chiropractic

320 Heaths Road  
Hoppers Crossing 3029

Phone: 9974 1991

### McINNES ENGINEERING PTY LTD.

Turning-Milling-Grinding  
Small Fabrication  
Special Purpose Machines  
476 Geelong Road  
West Footscray 3012  
Telephone (03) 9314-8551

### FOURSTAR PRINTING CHRIS THOMAS

Plan Printing, Photocopying,  
Book Binding, etc.

21 Clitheroe Drive  
Wyndham Vale 3024  
9742-5960 or 0414 701 821  
Fax: 9741 0258  
[chris@fourstar.net.au](mailto:chris@fourstar.net.au)

## RHUARC'S PET SUPPLIES

Mairi Perconte  
328 Melbourne Road, Newport  
Telephone: (03) 9391 9533  
Email: [rhuarcspet@optusnet.com.au](mailto:rhuarcspet@optusnet.com.au)

# WAGGERS ON TRIAL

**PLEASE NOTE:** *If you would like your trial results printed in the Werrabee Waggoner, please pass your results onto the Editor. Due to the limited space in the Waggoner only qualifying passes and HSWM Sash winners will be printed. You can also email your results to: [rachellebuckley@hotmail.com](mailto:rachellebuckley@hotmail.com) OR collect a form from the training table, fill it out and leave it at the office counter.*

## **Dog Photo's on the Wall:**

*If your dog gains a title we would love to display their picture on the wall.*

*The pre-requisite for a dog picture to go on the wall is that the dog must have gained an obedience, tracking, agility or endurance title first. You will need to provide an 8"x 10" picture (portrait only) and all your dog's relevant details for a photo to go up on the wall. It is also your responsibility to inform the Secretary in writing if you require that your dog's photo details need to be updated at any stage. If you have any queries, talk to the Secretary.*

## **OBEDIENCE**

### **G.S.D.C. Vic Obedience Trial - 6/3/10**

*Roslyn Mills and 'Dallas' received a pass in CCD with a score of 88 points and second in the ring*

### **Southern O.D.T.C - 21/3/10**

*Yvonne Tuohill and 'Busta' received their second pass in CCD with a score of 83 points and 1<sup>st</sup> in the ring.*

### **Weimaraner Club of Vic - 27/3/10**

*Lynn Klecka and 'Connor' received a pass in CD with a score of 185 points and 2<sup>nd</sup> place in the ring. They also won "Highest Scoring Golden Retriever in Trial"*

### **Dogs Victoria OTEC - Easter Festival Obedience Trial - 4/4/10**

*Lynn Klecka and 'Connor' received a pass in CD with a score of 181 points and 2<sup>nd</sup> place in the ring.*

## **GAMES - GAMBLERS**

### **Papillon Club of Vic - 20/3/10**

*Brian Bushell and 'Mason' received a pass in Excellent Snooker and where placed 2<sup>nd</sup> in the ring*

*Brian Bushell and 'Mason' received a pass in Novice Gamblers and where placed 1<sup>st</sup> in the ring. This pass gave Brian Bushell and 'Mason' their Novice Gamblers Title.*

## **CONGRATULATIONS BRIAN AND 'MASON' ON GAINING YOUR NOVICE GAMBLERS TITLE!!!**

## **AGILITY**

### **Papillon Club of Vic - 20/3/10**

*Brian Bushell and 'Mason' received a pass in Master Agility and where placed 5<sup>th</sup> in the ring.*

**Keep those results rolling in!  
HAPPY TRIALING!**

# What is Herding?

Taken from <http://www.dogsvictoria.org.au/Content.asp?ID=251>



Herding started with the arrival of the very first settlers. The need to drive or herd livestock on farms and to market etc meant that farmers needed dogs which could fulfill this job. During the 1990s interest in developing an ANKC herding program grew and rules, clubs and titles were developed. Now almost every state in Australia conducts herding trials on a range of courses and stock. Unlike the trials that had developed here in Australia, suited mainly to the Australian herding breeds the Kelpie and Border Collie, these trials offer a range of working situations which offer many of the other herding breeds the chance to demonstrate their working style and instinct.

## The rules

A copy of the rules may be obtained from the canine council in each state. These rules and regulations also have the layout plans of each type of event. The rules can be downloaded from the [ANKC website](#).

## Types of events

### Tests

Instinct Tests – These are where everyone starts to test their dog for the natural instinct to herd. This is a situation where the handler and the dog have often had limited time on stock. This is understood and the judge will be there to assist. The dog will need to be able to be called off the stock and this can be practiced at home in exciting situations. Beyond the Instinct Test are two additional tests; Herding Test which demonstrates the dog's ability to work stock in a small area. The Pre-Trial Test, which is conducted in the trial size arena, shows that the dog has the control of stock and demonstrates obedience to the handlers' commands. Once the Pre-Trial test title has been earned a dog may begin entering trial classes.

### Trials

Trials are run over three different courses which require different skills from the dog. Often the breed of dog and the working style it demonstrates, dictates which course it will be most successful on. Within each course type there are three levels of competition. Started is the first level and the handler is able to move around the course with the dog and assisting. Intermediate and Advance are the next two levels and see less handler assistance and greater technicality and independent work expected from the dog.

## Getting started

As with all dog training, there are many methods of teaching herding, a skilled trainer uses several, depending on the individual dog. For beginners, if you wish to have professional help teaching your dog individually or in a group, then contact the [DOGS Victoria Herding Committee](#) or the [Victorian Herding Association](#) for details of people in your area. There is also a lot of teaching you can do with your dog without stock in preparation for the real thing. How you work your dog is a matter of personal choice some use voice, others use hands or crook movements or whistles. Even the commands you use are your choice. The most important thing is that handler and dog enjoy herding. In some dogs, herding instinct is dormant due to lack of early exposure. To awaken this instinct is very satisfying to all concerned and a real challenge to the herding dog owner.

## Who can participate in herding?

In Victoria anyone that is a member of DOGS Victoria or other state member bodies who has a registered dog be it Full, Limited, Associate or Sporting registered and is a breed from group 5 or another Herding breed as per the ANKC website and the dog is six months of age or older can participate in herding. The member does not need to have any extensive experience at herding as stated previously.

## Types of livestock that can be used

The types of livestock that are be used for these events are ducks, sheep and cattle. The important aspect is that these stocks have been worked by dogs before and are used to dogs herding ability. Wise stock that has never seen dogs before will not be manageable for the novice dog or handler. If the dog gains qualifying scores of a herding title on one type of stock then that title is stock specific for example Started in A course on sheep title – HSAs

# Helpful Tips & Suggestions

We all know being a dog owner at times can be hard work. Each month we will have some helpful tips and suggestions to try and make being a dog owner that bit easier.

If you have any helpful tips and suggestions please email though to [rachellebuckley@hotmail.com](mailto:rachellebuckley@hotmail.com)

## **NEW HERDING INFORMATION WEBSITE!!**

The DogsVictoria website can be a little light on when it comes to information on training and trials about Herding. Vic Herding has released a new website with training days and contacts, trial information and lot of other handy information. Check out the new look website at: <http://www.vicherding.com/> You can even join their Yahoo Group to receive regular email updates!!

## **MID WEEK TRAINING!!!**

When you attend Mid Week Training, be it Tuesday Night Ring Training, Wednesday Night Agility or Wednesday Night Obedience please remember to get your yellow training card out and put it in the Mid Week Training Box. The Mid Week Training box lives on top of the yellow training card sorter. Mid Week Training is still training and will go towards your training attendance tally!

## **DON'T FORGET YOUR PROMOTION CERTIFICATES!!!!**

If you and your dog are promoted, you will receive a Promotion Certificate. If you do not receive your Promotion Certificate on the day you were promoted you will find your Certificate above the Training Card sorter. These Certificates are a great little keep sake to remember your training achievements with your dog.

# Come On Inside!!

Did you know that inside the clubroom is almost like another world????

Inside the clubrooms you will not only find your training cards and the toilets you will also find:

## OUR GREAT CANTEEN!!

Stocking a wide range of items. You will find yummy treats such as cold drinks, bags of chips, chocolate bars and hot items like Dim Sims and Pies. All at SUPER LOW prices!!!

Not only do we look after the humans but you will also find a range of dog treats, leads, collars, head collars and everything you need for training with your dog.

Members are also welcome to help themselves to the free tea and coffee facilities located straight across from the front door. You will also find a donation tin there if you are wishing to make a donation.

And after a hard days training why not come inside for a cold beer or wine. The club also has a licensed bar stocking a wide range.

So please do come on inside, you will be amazed what you will find in there!!!



# GETTING TO KNOW YOU . . . . .

What is your full name?

**Kenneth Leslie Buckley**

What is your position at the club?

**2 IC Chief Instruction (Be Afraid!!!!)**

When did you start at WODC and why?

**2003, to have a social dog. HA HA what a joke that would turn out to be!**

What dogs to you currently live with?

**Tim, Merlin and Kathleen (and sons' dogs Penni and Charli)**

Who do you call family?

**Wife Donna, daughter Rachelle and her partner Nicholas, Son Keith and his fiancée Lela. And their dogs of course!!!**

What do you do when not volunteering at WODC?

**Pick up after the dogs ☺ Also I am a workshop manager for Toll Transport.**

Best things about WODC?

**Getting to know new people.**

What are your pet hates?

**Pure Laziness!**

What is your most memorable moment at WODC?

**Becoming 2 IC Chief Instructor, also Merlin and I winning the instructors encouragement award.**

Who do you follow in AFL?

**Western Bulldogs, although not very closely.**

Do you have any secret talents?

**Would like to keep that secret thanks, but I have been told I do look a little like Santa.**

What is something we do not know about you?

**We have an array of other animals at home too. They include Australian Parrots, 2 Cats, A Blue Tongue Lizard and a Long Neck Turtle.**

# THANK YOU TO OUR SPONSORS

When and where ever possible, please support the following  
businesses, as they support your Club!!

## HOPPERS CROSSING VET CLINIC & HOSPITAL

LISTENING, CARING & PROVIDING CHOICES

Dr. Joe Covelli

Dr. Kristi Green

Dr. Sarah Toogood

Dr. Veronica Damian

Dr. Wei Kee Ang

5 Barber Drive, Hoppers Crossing, 3029

Phone: 9748 6644

[www.hopperscrossingvet.com.au](http://www.hopperscrossingvet.com.au)

## WYNDHAM VETERINARY CLINIC

DR. John Watts

DR. Ross Ansell

DR. Rachel Burfoot

DR. Roshni Vaitha

Dr Kristie Jennings

133 Market Road

Werribee 3030

Phone: 9742 5556

[www.wyndhamvet.com.au](http://www.wyndhamvet.com.au)

# GIVE ME SPACE

At the club, we occasionally have dogs here that require some 'space' around them. Like people, all dogs are different. Some dogs don't appreciate their space being encroached upon by handlers or other dogs, especially dogs that are boisterous and in their face. These vests are not exclusively for aggressive dogs but also for dogs that may have fear based behaviours. To identify these dogs, they wear a yellow vest, similar to the picture below.



By a dog wearing these space vests the club believes it is a safe way for the dog to still participate in class and slowly socialise and integrate within their training class. This also makes the class as safe as possible for all handlers and their dogs and instructors too. Remember, we are working with animals and some can be unpredictable, so we need you, our members, to learn to recognize when these dogs are wearing these vests and give them the space that they require. So please help the handler and their dog by keeping your dog a reasonable distance away from it. You may be asked to move further away by the owner if they feel you are too close, please respect their request.

If you believe your dog would benefit from wearing a space vest please discuss it with the Chief Instructor. Please do not get offended if your dog is asked to wear a 'space vest' in class. We have vests for small dogs and up to large dogs.

If your dog is required to wear a space vest – enquire/or collect one from the office. We will require a \$5.00 deposit when you pick up the space vest – the vest must be returned promptly at the end of your class, so members from the next hour can access it. The vest is only for use on the training ground. Your deposit will be returned to you when you return the vest. If any vest is returned damaged your deposit will be forfeited.

# TRIALING MEMBERS

*The club donates a sash for "HIGHEST SCORING WERRIBEE MEMBER IN TRIAL"  
at selected obedience trials held throughout the trialing year.*

*For members to be eligible to win one of these beautiful sashes you must state the following in the  
specific area for "Club" on your trial entry form :- "WERRIBEE O.D.C. INC"*

*Below are the obedience trials at which sashes will be awarded for 2010. Remember, it is your  
responsibility to include the club name as written above on your entry. W.O.D.C. is not sufficient as  
there are other obedience clubs which have the same initials as Werribee e.g. Warringal, Warragul and  
Warrnambool.*

*You do not have to get a qualifying score.*

*Please let us know if you are awarded a sash so we can put it in the newsletter.*

BROADMEADOWS OBEDIENCE DOG CLUB INC.	27/06/10
GEELONG OBEDIENCE DOG CLUB INC.	11/07/10
V.C.A. INC. STATE OBEDIENCE TRIAL	07/08/10
MOORABBIN & DISTRICT OBEDIENCE DOG TRAINING CLUB	29/08/10
NORTHERN OBEDIENCE DOG CLUB INC.	12/09/10
BALLARAT DOG OBEDIENCE CLUB INC.	19/09/10
MELTON OBEDIENCE DOG CLUB INC.	26/09/10
WERRIBEE OBEDIENCE DOG CLUB INC:-	
HIGHEST SCORING COMMUNITY COMPANION DOG	23/10/10
HIGHEST SCORING NOVICE DOG	23/10/10
HIGHEST SCORING OPEN DOG	23/10/10
HIGHEST SCORING UTILITY DOG	23/10/10
HIGHEST SCORING UTILITY DOG EXCELLENT	23/10/10
GISBORNE & DIST. OBEDIENCE DOG CLUB INC.	24/10/10

Note: When clubs hold Double Obedience trials the club sash will only be presented at the morning trial, except for our own trials.

## APPLYING FOR A TITLE

*All members gaining titles, remember it is your responsibility to apply for your title on the  
application form available from the clubrooms.*

*All pass cards must be sighted and verified by a Committee Member.*

*All members must meet the criteria as stipulated in the Club's Trophy Policy - Clause 4 (b) which  
states that a member must attend a minimum of 17 training sessions of which 10 must be a Saturday  
in any training year, to be eligible to receive a Trophy.*

*The Club trialing year for 2010 commenced from 16th November 2009 and concludes on 14<sup>th</sup>  
November 2010. Late title applications will not be accepted after this date.  
All other Club Awards must meet the above criteria also.*

## HAPPY TRIALING!!!



# Club Merchandise

Ladies Polo Shirt	Sizes 8 – 24	\$30.00 each
Men's Polo Shirt	Sizes S – 5XL	\$30.00 each
Polar Fleece Top - Black	Sizes XS – 3XL	\$50.00 each
Polar Fleece Vests – Black	Sizes XS – 3XL	\$35.00 each
Inna Jackets (Black/Black Lining) <i>Water Resistant/Polar Fleece Lining</i>	Sizes XS – 3XL	\$60.00 each
Baseball Caps		\$15.00 each
Beanies – Black or Navy		\$12.00 each

\*The Baseball Caps and Beanies are available at the Clubrooms and do not have to be ordered.

---

## Ordering Club Merchandise

We have a variety of sizes of the Polar Fleece Tops in the Clubrooms for you to try on. We have a sample of the Men's and Ladies Polo Shirts and the Polar Fleece Vest for you to look at. Myself and the Committee Members are happy to help you to choose the correct size.

The Polo Shirts and Polar Fleece Vests can be re-ordered if they are the wrong size. This must be done no later than the following week, so please try them on!!!

A minimum of 50% deposit is required when an order is placed and the balance paid when you receive your order.

Merchandise Officer  
Kathleen Hallgarten



# SATURDAY Training times

PUPPIES & CLASS 1	1.30PM TO 2.20PM
CLASS 2 & CLASS 3	2.30PM TO 3.20PM
CLASS 4 & CLASS 5	3.30PM TO 4.20PM
CLASS 5 - (Ring Training only)	3.00PM TO 4.15PM
CLASS 6 - (Ring Training)	1.30PM TO 3.30PM
CLASS 7 - (Ring Training)	1.10PM TO 3.30PM
CLASS 8 - (Ring Training)	1.20PM TO 2.50PM

## MID-WEEK WEDNESDAY TRAINING FOR OBEDIENCE COMMENCES AT 7.30PM

Training is conducted on every 2<sup>nd</sup> and 4<sup>th</sup> Wednesday evening of each month, commencing at 7.30pm through to 8.30pm.

This night is structured as per Saturday classes. Members who are in Classes 2 and above are permitted to attend. **NO PUPPY OR CLASS 1 can participate.**

**Please Note:** Classes will be cancelled if instructors are not available or the weather or ground conditions are unsuitable for training.


There is a **\$2.00 fee per dog** applicable if the flood-lights are required to be turned on.

## FUNDAYS

### JUDGING BEGINS AT 1.00PM FOR ALL CLASSES.

Entry forms and entry fees for Fundays are only taken two weeks prior to funday dates. Check-in time is from 12.30pm to 1.00pm. Fundays are an all afternoon event so please stay for Presentations at the end of the day.

**There is No Normal Obedience Training or Agility conducted on Fundays.**



# SATURDAY Training times

PUPPIES & CLASS 1	1.30PM TO 2.20PM
CLASS 2 & CLASS 3	2.30PM TO 3.20PM
CLASS 4 & CLASS 5	3.30PM TO 4.20PM
CLASS 5 - (Ring Training only)	3.00PM TO 4.15PM
CLASS 6 - (Ring Training)	1.30PM TO 3.30PM
CLASS 7 - (Ring Training)	1.10PM TO 3.30PM
CLASS 8 - (Ring Training)	1.20PM TO 2.50PM

## MID-WEEK WEDNESDAY TRAINING FOR OBEDIENCE COMMENCES AT 7.30PM

Training is conducted on every 2<sup>nd</sup> and 4<sup>th</sup> Wednesday evening of each month, commencing at 7.30pm through to 8.30pm.

This night is structured as per Saturday classes. Members who are in Classes 2 and above are permitted to attend. **NO PUPPY OR CLASS 1 can participate.**

**Please Note:** Classes will be cancelled if instructors are not available or the weather or ground conditions are unsuitable for training.

There is a **\$2.00 fee per dog** applicable if the flood-lights are required to be turned on.

## tueSDAY night - trial TRAINING Set-up COMMENCES AT 6.30PM sharp

This night is specifically for aspiring triallers and current triallers.

**Tuesday night training will commence on 17<sup>th</sup> February and run till 28<sup>th</sup> April 2009.**

Criteria to participate is: you must either set-up or pack-up the rings/equipment. Finishing times will vary as this depends on the numbers that attend but training must conclude at 10:00pm.


A **\$2.00 fee per dog** will apply if the flood-lights are required to be turned on.

## FUNDAYS

**JUDGING BEGINS AT 1.00PM FOR ALL CLASSES.**

Entry forms and entry fees for Fundays are only taken two weeks prior to funday dates. Check-in time is from 12.30pm to 1.00pm. Fundays are an all afternoon event so please stay for Presentations at the end of the day.

**There is No Normal Obedience Training or Agility conducted on Fundays.**



# RING TRAINING

## CLASSES 6, 7 & 8

The trial training rings and equipment will be set up from 1.00pm after the Agility have packed up and left the training ground. A pre-requisite to using the rings is that everyone who uses the rings must help with the setting-up or packing up of equipment. Those members who do not help out will be asked to do so. The designated starting time for Class 6 is 1.30pm. Class 7 is 1.10pm, Class 8 (UDX) will be between 1.20pm and 2.50pm with Class 5 (Novice) using the same ring after UDX, between 3.00pm and 4.15pm. Depending on numbers, classes 6 & 7 should finish at approximately 3.30pm.

### TO USE THE RINGS: --

You are required to put your name down on the designated class clipboard/s, which are located on the canteen counter. You can only put your name down, not other members. You need to indicate if you are going to help with setting up or packing up. The rings are run on a first in, first served basis. If you set up equipment for your own use and no-one else is planning on using it, then please place it back onto the equipment trolley. Please be considerate time-wise in the rings and stick to your allotted time and do not overstay your welcome. Importantly, ensure you make arrangements for someone to put you through before your allotted time slot starts.

### THE GROUP STAY EXERCISES WILL BE CONDUCTED AT 2.30PM FOR ALL TRIALING NOVICE, OPEN AND UTILITY.

For Stays - a search party for your participation WILL NOT be conducted. Make yourselves available at the designated time or unfortunately you may miss out. Normal ring practice will resume at the conclusion of the group stay exercises. After ring training is finished, members can organise amongst themselves extra stay exercises if required.

Instructors are not appointed for Classes 5, 6, 7 & 8 members. This is a self-help situation. There are experienced trialing members who are more than qualified to help you and your dog if you so wish. Make yourselves available to assist others as they would to you. If you give a little, you may get a lot in return! Should you be in need of instruction for any of the classes, all you have to do is ask someone at the rings. Any concerns or issues regarding Ring training should be directed to the Secretary.

## CLASS 5

### (Ring Use at 3.00pm - Aspiring Triallers only)

A Novice ring is now being provided for Aspiring Triallers or current Class 5 trialing members. After the UDX dogs have finished the novice ring will start with the first dog at 3.00pm after the 2.30pm Group Stays.

The criteria to enter the Novice ring is:

1. Your dog must have achieved its CCD title (Community Companion Dog Title) or you are currently trialing your dog in Novice.

Please Note: You are not to enter the ring and train by yourself; you must have an experienced person put you through.

### Normal Class 5 - at 3.30pm)

To use the rings you must enter normal class 5 first, which is conducted at 3.30pm. If an instructor is available they will be appointed to take the ring then and only then may you have use of the ring. Remember though, if no instructor is available then, no ring practice.



# AGILITY TRAINING

Saturday Agility training is from 11.00am to 1.00pm.  
Training commences at 11.00am with setting up of equipment.

## Pre-requisites to participate in Agility training are:-

1. Your dog must be a minimum of 15 months of age.
2. Handlers (must be over 7 years of age).
3. Dogs must be in Class 3 (WODC Inc. level) or above to participate **OR** you and your dog have attained 2 passes towards either their Agility or Jumping title or have gained a title (Must be same dog and handler).
4. All use of equipment must be under the supervision of the appointed instructor/s.
5. All dogs to be trained on a fixed or buckle collar – NO correction chains to be worn.
6. Members wishing to attend these classes will be required to help with **BOTH** setting up and pulling down and storing of equipment. Turning up late and/or leaving early without assisting with the equipment set-up/pack-up is frowned upon. **If you don't help out you will not be able to participate.**
7. No dogs are to be off-lead during setting-up or pulling down of equipment.
8. For safety/health reasons overweight dogs will not be permitted to participate in Agility training.
9. It is advisable that you do some warm up exercises with your dog/s prior to commencing any agility training.
10. It is essential that you wear suitable non-slip footwear.

It is **YOUR** responsibility to contact Colin McInnes on 040 732 8668 or Elizabeth Coutts on 0412 088 575 to find out when the next agility training session will be conducted **OR** ask either of them at training to see if agility training is on the **following Saturday**.

## Please Note:-

Agility training is conducted on Saturday's ONLY when Instructors are available. There is **NO** Agility conducted when we are having a Funday or any other special event. For everyone's safety Agility training will only be conducted if the weather and ground conditions are suitable.

**Wednesday Night Agility training** is only conducted on the 1<sup>st</sup>, 3<sup>rd</sup> and 5<sup>th</sup> Wednesday of each month, commencing with equipment set-up at 7.30pm. A **\$2.00 fee per dog** will apply if the flood-lights need to be turned on.



# W.O.D.C. INC. CLASS EXERCISES

## **PUPPY CLASS**

All Exercises as per Class 1 – including retrieving and socialisation and Focus Training.

## **CLASS 1**

Focus Training (Bridging – watch – reward)  
Social Walking on loose lead including right turn and right about turn  
Sit  
Drop  
Stand – alongside handler  
Sit-Stay (in front of dog - 10 seconds)  
Recall  
Socialisation

## **CLASS 2**

**All Class 1 exercises plus:-**  
Focus Training (Bridging – watch – reward)  
Heeling on loose lead including all right and left turns  
Stand Stay (in front of dog – 10 seconds)  
Sit Stay (Handler returns around - 20 seconds)  
Drop Stay (Handler returns around - 20 seconds)  
Slow pace  
Recall (on lead, dog to sit in front of - handler to return around dog)  
Dog Introduction

## **CLASS 3**

**All Class 1 & 2 exercises plus:-**  
Drop (whilst heeling)  
Figure of Eight  
Fast Pace  
Stand for Examination (Introd. lightly running hand over back & head)  
Sit Stay (lead on the ground – approx. 6metres – 40 seconds)  
Drop Stay (lead on ground – approx. 6 metres – 60 seconds)  
Recall Off Lead (maximum of 10 metres – lead up on lead)  
Finish on Lead  
Introduction to the Dumbbell (exercise done 2<sup>nd</sup> and 4<sup>th</sup> Saturday of each month – time permitting)

## **CLASS 4**

**All Class 1,2 & 3 exercises plus:- (CCD)**  
Introduction to off lead heeling  
Heeling on Lead, lead in left hand  
Drop from Stand (Handler at front of dog – lead on) (Change of Position Exercise)  
Stand for Examination (on lead)  
Recall (full exercise – excluding finish – approx. 10 metres)  
Sit Stay (1 minute – approx. 12 metres off lead)  
Drop Stay (2 minutes – approx. 12 metres off lead)  
Introduction to Retrieve Dumbbell Exercise (time permitting)  
Introduction to Broad Jump (time permitting)

## **CLASS 5**

**All Class 1,2,3 & 4 exercises plus:- (NOVICE)**  
All ANKC Novice Class Exercises including both optional exercises.  
All Stays with Distractions

(To be promoted from Class 5 to 6 you must attain two passes under an aspiring judge at a club Funday or two passes in the Novice class at a Trial, or a combination of one each.

## **CLASS 6**

**Full Open Routine (OPEN)**  
All ANKC Open Class Exercises

(To be promoted from Class 6 to 7 you must attain one pass under an aspiring judge at a club Funday or one pass in the Open class at a Trial).

## **CLASS 7**

**Full Utility Routine (UD)**  
All ANKC Utility Class Exercises

## **CLASS 8**

**Full Utility Dog Excellent Routine (UDX)**  
All ANKC Utility Dog Excellent Class Exercises

**PLEASE NOTE: - DO NOT ATTEMPT ANY OF THE ABOVE EXERCISES WITHOUT FIRST HAVING BEEN PROPERLY INSTRUCTED IN THEM BY A CLUB INSTRUCTOR.**

**CLASS 5, 6, 7 (TRIALING MEMBERS) – PLEASE INFORM THE SECRETARY IF YOU GAIN A PASS OR TITLE WHEN TRIALING SO YOUR TRAINING CARD CAN BE UPDATED.**

OVER FLOW CAR PARK

General Members  
Parking

Committee & Instructors  
Parking Only




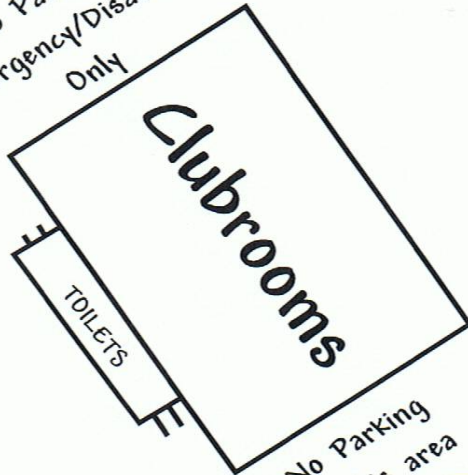
MEMBERS - PLEASE NOTE:

Unless you are Training your Dog,  
Instructing or on Official Club Business  
do not go pass these lines whilst  
Training is in progress.

Light Pole

Light Pole

No Parking  
Emergency/Disabled  
Only



Light Pole

Light Pole

Tree Line

Tree Line

Tree Line

CAR PARK

# Werribee Obedience Dog Club - 2010 Calendar

APRIL	3	NO TRAINING - EASTER WEEKEND
	10	INDUCTION DAY
	12	TCC MEETING
	19	COMMITTEE MEETING
	24	NO TRAINING - ANZAC DAY WEEKEND
MAY	1	INDUCTION DAY
	3	TCC MEETING
	15	1st FUNDAY
	17	COMMITTEE MEETING
JUNE	5	INDUCTION DAY
	7	TCC MEETING
	12	NO TRAINING - QUEENS BIRTHDAY WEEKEND
	21	COMMITTEE MEETING
	26	SPIRIT OF WEST
JULY	3	INDUCTION DAY
	5	TCC MEETING
	24	2 <sup>nd</sup> FUNDAY
	19	COMMITTEE MEETING
	31	FINAL SATURDAY DATE FOR RENEWAL OF MEMBERSHIP
AUGUST	7	INDUCTION DAY
	9	TCC MEETING
	16	COMMITTEE MEETING
	21	3 <sup>RD</sup> FUNDAY
SEPTEMBER	4	INDUCTION DAY
	6	TCC MEETING
	20	ANNUAL GENERAL MEETING
	27	COMMITTEE MEETING
OCTOBER	2	INDUCTION DAY
	4	TCC MEETING
	18	COMMITTEE MEETING
	23	NO TRAINING - WODC DOUBLE OBEDIENCE TRIAL
	30	NO TRAINING - MELBOURNE CLUB WEEKEND
NOVEMBER	8	TCC MEETING
	14	CLOSE OFF DATE FOR TROPHY APPLICATIONS
	15	COMMITTEE MEETING
	27	LAST TRAINING DAY - JUNIOR PRESENTATION
DECEMBER	4	SENIOR PRESENTATION NIGHT
	8	COMMITTEE/INSTRUCTORS BREAKUP - TBC

